


Panduct® PanelMax™ DIN Rail Wiring Duct

PanelMax™ DIN Rail Wiring Duct is an innovative wire management solution that maximizes space utilization within industrial enclosures for flexibility in panel layout and reduced material and installation costs. The unique design raises components from the panel surface for easier access and faster terminations. DIN rail wiring duct is compatible with common DIN rail and DIN mount components¹ to satisfy a wide range of applications.

The Industrial Automation Solution from Panduit meets the most demanding requirements and applications with a broad range of product systems that aid in reducing design and assembly time, creating valuable panel space savings, providing easier installation and maintenance, and improving reliability.



PanelMax™ DIN Rail Wiring Duct
(shown in application with
DIN rail and components)

RoHS 

Key Features

Benefits


Space saving design	Positions DIN rail and components off the panel directly above an integrated wire management channel for up to a 30% smaller footprint for duct and components; increases design flexibility and component access for easier installation and maintenance
DIN rail and DIN component compatible	Compatible with standard mounting rail including 35 or 15mm rails and many DIN rail mount components for design flexibility ¹
Integrated DIN rail fastening slot	DIN rail mounts directly to product with self-drilling screws for up to 50% faster duct and rail installation and reduced labor costs ²
Hinged and flexible covers	Cover remains attached during maintenance and upgrades preventing lost covers, ensuring panel integrity, safety, and aesthetics; a built-in product colored co-extruded strip allows cover to flex to aid cover opening and increases channel access when the cover is open; L-shaped hinge cover acts as ledge to aid wire installation for ease of use
Slotted platform and sidewalls	Platform slots (horizontal) manage wire from channel mounted components, outer sidewall slots (vertical) manage wire from adjacent panel mounted components; unique finger and slot progression for optimal wire management and aesthetics
Channel pass through slots	Wires can transition internally between channels to ease wire connections to either side of components mounted on the same rail, minimizing wire length and reducing material cost
Wire retainer accessory	Optional accessory retains cabling with cover opened or removed, easing wire installation and future wire additions
Lead-free, UL compliant PVC material	Meets European Directive 2002/95/EC on the Restriction of Hazardous Substances (RoHS); Maintains UL94 flammability rating of V-0 and UL recognized use temperature rating of 50°C (122°F).

¹Compatible components include, but are not limited to DIN mount terminal blocks, cube relays, interface modules, fuse blocks, circuit breakers, and small PLC I/O modules. Component compatibility is limited by overall size, compared to product platform size, and a maximum component weight of 4 lbs. per foot.

²Compared to installing two conventional wiring ducts and a single DIN rail mounted to the panel surface.

Panduct® PanelMax™ DIN Rail Wiring Duct – Features and Benefits (cont.)

Conventional wiring duct panel layout:




DIN Rail wiring duct panel layout with 30% space savings:



Panduit® PanelMax™ DIN Rail Wiring Duct positions DIN rail and components off the panel directly above an integrated wire management channel for a 30%+ smaller footprint to the panel layout.



Three DIN rail wiring duct product sizes accommodate user supplied DIN rail and a variety of DIN mount components for application flexibility.

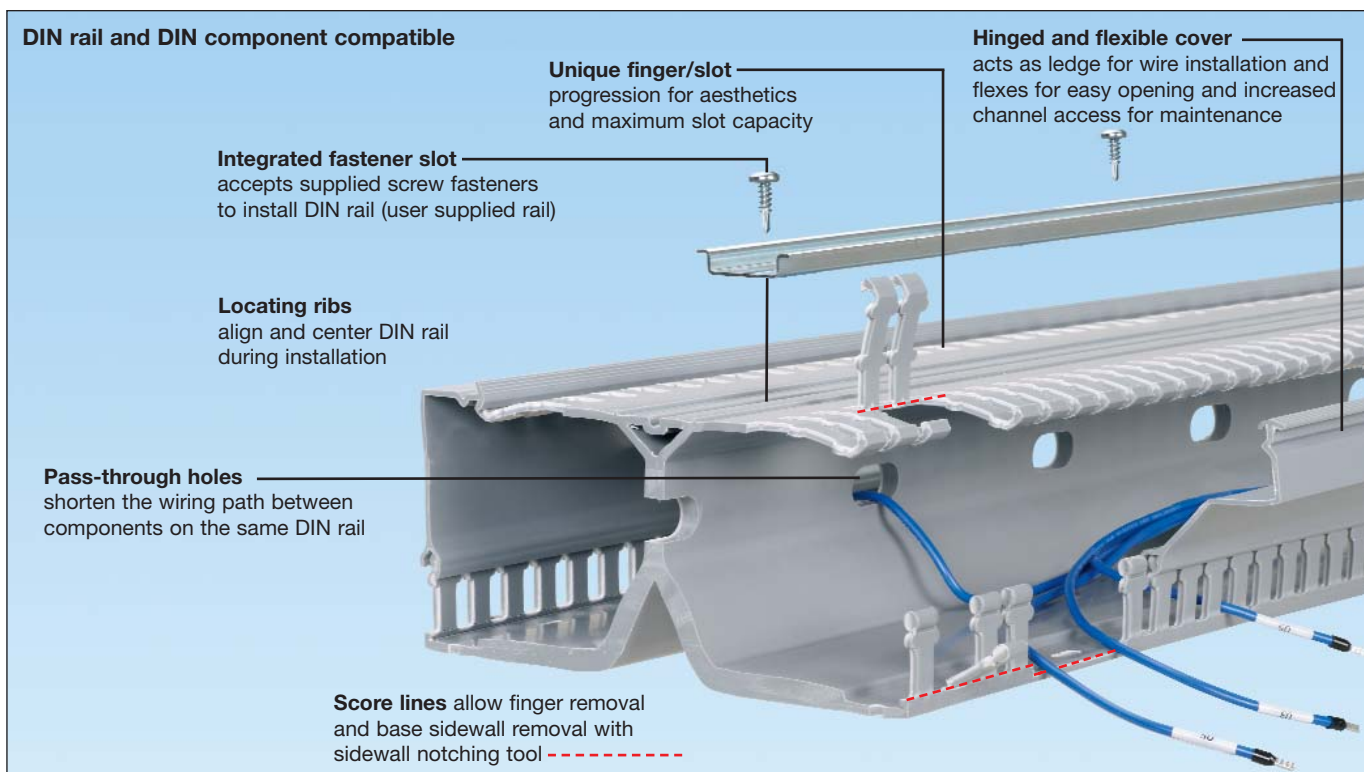


Optional corner strip supports wiring transition from conventional duct.



Optional wire retainer supports wiring with covers removed.

Panduct® PanelMax™ DIN Rail Wiring Duct – Features and Benefits (cont.)



Ordering Information



DRD



DRDWR

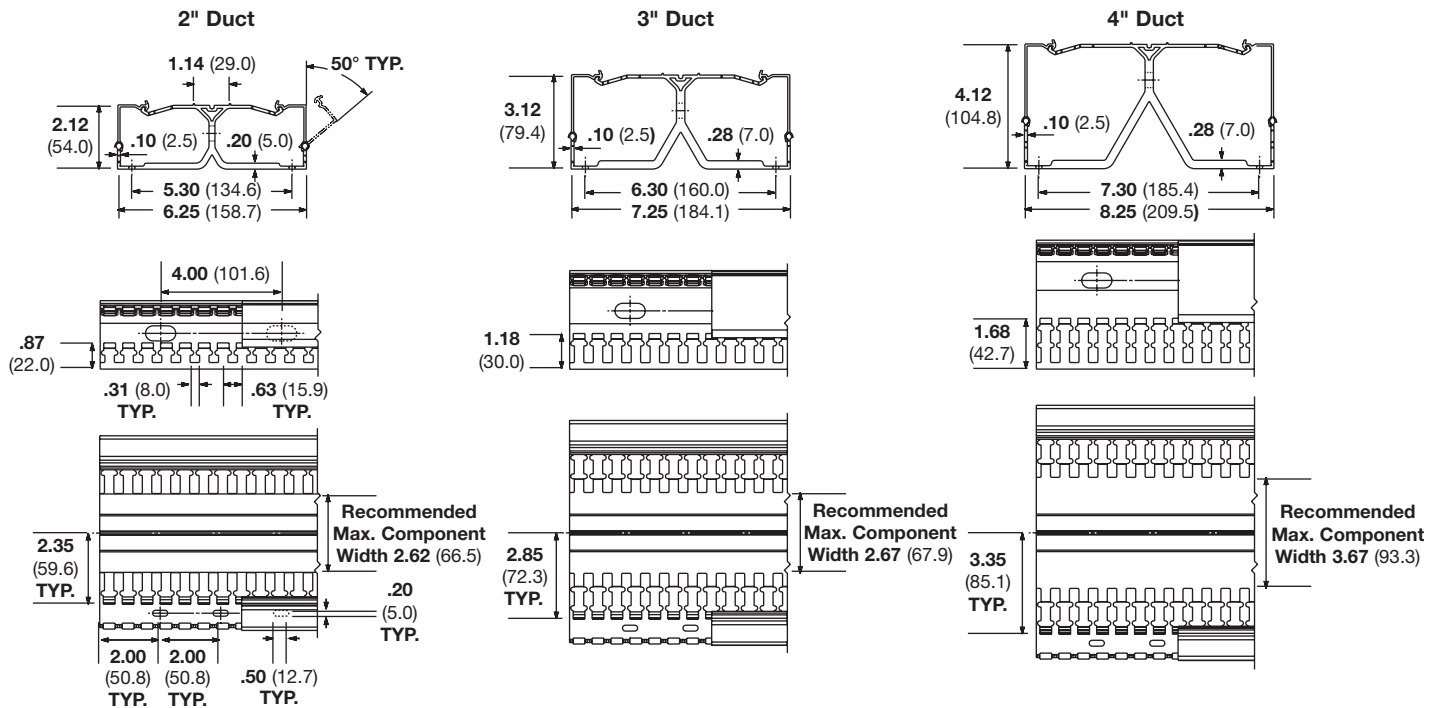


DRDCS

Part Number	Part Description	Std. Pkg. Qty.	Std. Ctn. Qty.
DRD22LG6	2" height PanelMax™ DIN Rail Wiring Duct with dual wiring channels. Base, covers and DIN rail fasteners included.	6 Ft.	6 Ft.
DRD33LG6	3" height PanelMax™ DIN Rail Wiring Duct with dual wiring channels. Base, covers and DIN rail fasteners included.	6 Ft.	6 Ft.
DRD44LG6	4" height PanelMax™ DIN Rail Wiring Duct with dual wiring channels. Base, covers and DIN rail fasteners included.	6 Ft.	6 Ft.
DRDC2LG6	2" replacement cover for PanelMax™ DIN Rail Wiring Duct.	6 Ft.	24 Ft.
DRDC3LG6	3" replacement cover for PanelMax™ DIN Rail Wiring Duct.	6 Ft.	24 Ft.
DRDC4LG6	4" replacement cover for PanelMax™ DIN Rail Wiring Duct.	6 Ft.	24 Ft.
DRDSF-C	Replacement DIN rail fasteners for PanelMax™ DIN Rail Wiring Duct.	100	–
DRDWR2-X	2" wire retainer for PanelMax™ DIN Rail Wiring Duct.	10	100
DRDWR3-X	3" wire retainer for PanelMax™ DIN Rail Wiring Duct.	10	100
DRDWR4-X	4" wire retainer for PanelMax™ DIN Rail Wiring Duct.	10	100
DRDCS2-X	2" corner strip for PanelMax™ DIN Rail Wiring Duct.	10	100
DRDCS3-X	3" corner strip for PanelMax™ DIN Rail Wiring Duct.	10	100
DRDCS4-X	4" corner strip for PanelMax™ DIN Rail Wiring Duct.	10	100

Product is sold base and cover together in 6 Ft. lengths. Replace LG in part number with WH for white color.

Panduit® PanelMax™ DIN Rail Wiring Duct – Technical Information



Wirefill Capacity Per Channel

NOMINAL DUCT SIZE (W x H - In)	AREA per channel (in ²)	ELECTRICAL														COMMUNICATION						
		8 AWG		10 AWG		12 AWG			14 AWG			16 AWG			18 AWG		22 AWG	23 AWG	23/24 AWG	24 AWG	Fiber Cable	
		0.216	0.164	0.130	0.141	0.152	0.111	0.124	0.133	0.096	0.111	0.118	0.084	0.100	0.106	0.085	0.298	0.289	0.250	0.187	0.118	
DRD22	6.25 x 2.15	4.760	51	88	140	119	103	193	154	134	258	193	170	337	238	211	329	26	28	38	68	170
DRD33	7.25 x 3.16	6.536	70	121	193	164	141	265	212	184	354	265	234	463	326	290	452	36	39	52	93	234
DRD44	8.25 x 4.16	9.180	98	170	271	230	198	372	298	259	498	372	329	650	459	408	635	51	54	73	131	329

Table shows maximum wirefill per channel based on 50% of duct internal cross sectional area. Formula = Internal Area/2.00 x D².

Related Products



PanelMax™ DIN Rail Wiring Duct Shown with PanelMax™ Corner Wiring Duct



Notching Tool
DNT-100



Rivet Tool
TNR

WORLDWIDE SUBSIDIARIES AND SALES OFFICES

PANDUIT CANADA
Markham, Ontario
cs-cdn@panduit.com
Phone: 800.777.3300

PANDUIT EUROPE LTD.
London, UK
cs-emea@panduit.com
Phone: 44.20.8601.7200

PANDUIT SINGAPORE PTE. LTD.
Republic of Singapore
cs-ap@panduit.com
Phone: 65.6305.7575

PANDUIT JAPAN
Tokyo, Japan
cs-japan@panduit.com
Phone: 81.3.6863.6000

PANDUIT LATIN AMERICA
Jalisco, Mexico
cs-la@panduit.com
Phone: 52.33.3777.6000

PANDUIT AUSTRALIA PTY. LTD.
Victoria, Australia
cs-aus@panduit.com
Phone: 61.3.9794.9020

For a copy of Panduit product warranties, log on to www.panduit.com/warranty

For more information

Visit us at www.panduit.com

Contact Customer Service by email: cs@panduit.com
or by phone: 800-777-3300 and reference WDCB21

©2009 Panduit Corp.
ALL RIGHTS RESERVED.
Product Bulletin Number SA-WDCB21
10/2009