



McNAUGHTON-McKAY ELECTRIC COMPANY
YOUR ELECTRICAL CONNECTION

eStore Online Order Entry User Documentation

Table of Contents

Introduction and User Log In	3
Your eStore Personal Home Page	4
Using the Search Options	5
Menu Tree - Category / Sub Category Search	6
Detailed Search Screen	7
Use of Sub Categories and Keyword.....	8
Description Search – Active Stock Only	9
Search Results	10
Detailed Description Page	11
Product Alternates	12
Adding Items Directly to a Shopping Cart.....	13
Using the Browse Feature (also known as the Menu Tree)	14
Viewing Product Specials	15
Using the Order Pad (lists of entries to cart by Item number)	16
Using the Quick Search	17
Submitting/Saving a Shopping Cart	18
Creating A Shopping List	19
Submitting Your Shopping Cart for Shipment	20
Editing Your Account Information.....	21
Changing Password & Security Questions	22
Searching & Reviewing Your Order History.....	23
Reviewing Previous Order History.....	24
Updating Your Ship-To Information	25

Introduction and User Log In

Welcome to the McNaughton-McKay eStore Online Shopping application. You can access this application via our website www.mc-mc.com under the Shop Online tab or via direct link: <http://estorefront.mc-mc.com>

This site requires that you have a username and password to access account information, if you do not already have a login, you will need to request an account be established for you.

Your Login will be your email address. If you do not remember your password use the "*Forgot My Password*" feature to have it emailed to you.

***Note:** If this is your first time to log in to the estore and have not been assigned a password, simply use the "*Forgot My Password*" option to have a temporary one emailed to you. Once logged update this temporary password with a new one under User Account.

Address: <http://www.mc-mc.com/eBiz/eStore/tabid/461/Default.aspx>

Home | About Us | Vision & Traceability | Services | Locations/Contacts | Products | Training/Events | Supplier Links | Shop Online | Forms & Policies

eStore Online Order System

Home | Search | Browse | Specials | Order Pad | Add Comment

search for: Keyword Search 0 item(s) ... \$0.00
[view](#) | [checkout](#) | [login](#)

Login/Register

Login

User Name:

Password:

[forgot your password?](#)

Request Account

Create an account and experience faster checkout times each time you shop.

Login here

Request an account here

Your eStore Personal Home Page

Upon login, you will be taken to your personal Home Page display. Here you will also see any recently saved shopping carts and recent orders you have placed.

This feature is useful to quickly review previous order, copy lines from previous orders, or continue working on a shopping card you are building. These can all be time saving measures when updating and placing orders.

You can always return to this screen by clicking the **Home** link in the upper-left area of the page.

Home | About Us | Vision & Traceability | Services | Locations/Contacts | Products | Training/Events | Supplier Links | Shop Online | Forms & Policies

eStore Online Order System

Home | Search | Browse | Specials | Order Pad | Add Comment

search for: Keyword [v] [] Search

0 item(s) ... \$0.00
view | checkout | logout

Welcome
Shannon Belloni

You have previously saved shopping carts.

Created On
1 04/10/2008 16:12:36.377

Shopping cart(s) will be saved for 7 day(s).

Line Item Add

Item Number: []
QTY: []
UOM: []
Add to Cart

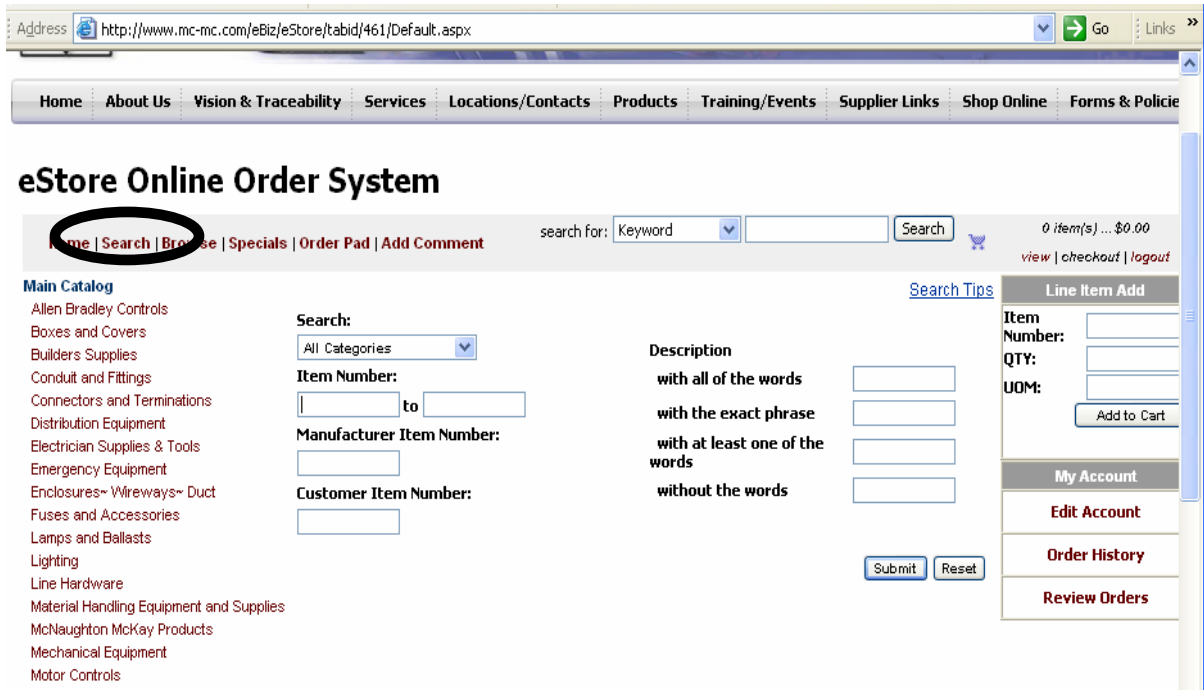
My Account

Edit Account
Order History
Review Orders

Shopping cart and recent order info

Using the Search Options

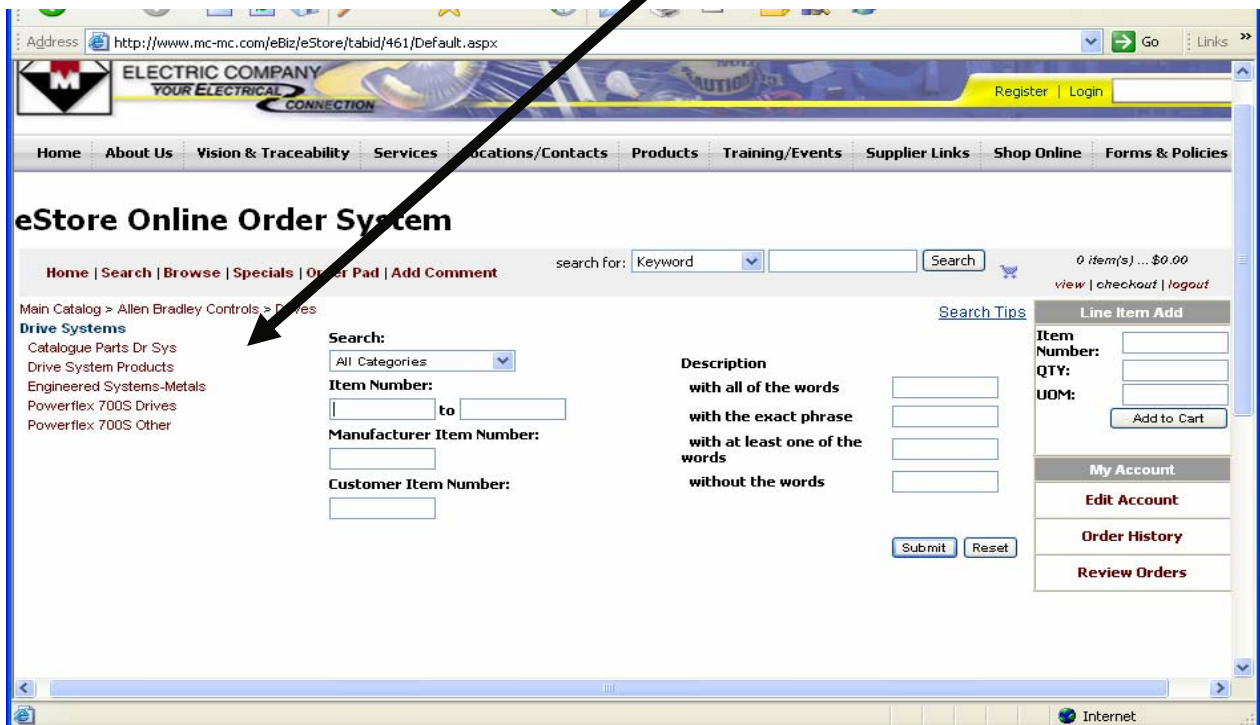
By clicking on the Search link in the top left corner of the screen, the search panel will display. Here you will notice all the different methods you can use to search for your specific items of interest.



Menu Tree - Category / Sub Category Search

On the right side of the screen you will notice the Menu Tree. This feature will allow you to drill down through the catalog to search by category and sub-category. This is another way in which you can search for a desired item carried by a specific vendor.

In this example, from the Main Catalog tree structure, we have selected/clicked Allen Bradley, and then Drives, and then Drive Systems, and have come up with five potential sub categories.



The screenshot displays the Electric Company eStore Online Order System interface. The browser address bar shows the URL: <http://www.mc-mc.com/eBiz/eStore/tabid/461/Default.aspx>. The page features a navigation menu with links: Home, About Us, Vision & Traceability, Services, Locations/Contacts, Products, Training/Events, Supplier Links, Shop Online, and Forms & Policies. The main heading is "eStore Online Order System". Below the heading, there is a search bar with a dropdown menu set to "Keyword" and a "Search" button. The search results show a breadcrumb trail: "Main Catalog > Allen Bradley Controls > Drives". The "Drive Systems" category is expanded, listing five sub-categories: "Catalogue Parts Dr Sys", "Drive System Products", "Engineered Systems-Metals", "Powertflex 700S Drives", and "Powertflex 700S Other". A search filter section includes a "Search:" dropdown set to "All Categories", an "Item Number:" field with a range selector, and fields for "Manufacturer Item Number:" and "Customer Item Number:". A "Description" section offers search options: "with all of the words", "with the exact phrase", "with at least one of the words", and "without the words". A "Line Item Add" section includes fields for "Item Number:", "QTY:", and "UOM:", along with an "Add to Cart" button. A "My Account" section contains links for "Edit Account", "Order History", and "Review Orders". The page also includes a "Search Tips" link and a "Submit" button. A black arrow points from the text above to the "Drive Systems" category in the search results.

Detailed Search Screen

Using this feature you can search by a variety and combination of criteria. 'All Categories', 'Selected Category' or 'Selected and Subcategories'.

In regards to Categories, use this example: Category = Lighting Sub-Category = lighting fixtures

***Note:** If you search for Category and/or Sub-Category you must have previously selected those items from the tree structure on the left side of the screen.

You can also use the Description fields to do a keyword search for the product that you are looking for.

Address <http://www.mc-mc.com/eBiz/eStore/tabid/461/Default.aspx> Go Links

ELECTRIC COMPANY
YOUR ELECTRICAL CONNECTION

Register | Login

Home | About Us | Vision & Traceability | Services | Locations/Contacts | Products | Training/Events | Supplier Links | Shop Online | Forms & Policies

eStore Online Order System

Home | Search | Browse | Specials | Order Pad | Add Comment

search for: Keyword Search

0 item(s) ... \$0.00
[view](#) | [checkout](#) | [logout](#)

Main Catalog > Allen Bradley Co

Drive Systems
Catalogue Parts Dr Sys
Drive System Products
Engineered Systems-Metals
Powerflex 700S Drives
Powerflex 700S Other

Search:
All Categories
Item Number:
 to
Manufacturer Item Number:

Customer Item Number:

Description
with all of the words
with the exact phrase
with at least one of the words
without the words

Submit Reset

Line Item Add
Item Number:
QTY:
UOM:
Add to Cart

My Account
[Edit Account](#)
[Order History](#)
[Review Orders](#)

Use of Sub Categories and Keyword

By narrowing the category and/or sub-category and adding a Keyword or group of keywords to a search, you can further reduce your result set.

***Note:** If you search for Category and/or Sub-Category you must have previously selected those items from the tree structure on the left side of the screen.

The screenshot shows the 'eStore Online Order System' search interface. At the top, there is a navigation bar with links: Home, About Us, Vision & Traceability, Services, Locations/Contacts, Products, Training/Events, Supplier Links, Shop Online, and Forms & Policies. Below this is a search bar with a dropdown menu set to 'Keyword' and a 'Search' button. To the left of the search bar is a tree structure for 'Drive Systems' with sub-items like 'Catalogue Parts Dr Sys', 'Drive System Products', 'Engineered Systems-Metals', 'Powerflex 700S Drives', and 'Powerflex 700S Other'. The search options are circled in black and include: 'Selected Category and Sub:' (a dropdown menu), 'Manufacturer Item Number:' (a text input field), and 'Customer Item Number:' (a text input field). The search criteria are listed as: 'with all of the words' (with a text input field containing 'hammer'), 'with the exact phrase', 'with at least one of the words', and 'without the words'. To the right of the search options is a 'Line Item Add' section with fields for 'Item Number:', 'QTY:', and 'UOM:', and an 'Add to Cart' button. Below the search options are 'Search Tips' and 'Reset' buttons. At the bottom right, there is a 'My Account' section with links for 'Edit Account', 'Order History', and 'Review Orders'. The address bar at the top shows 'http://www.mc-mc.com/eBiz/eStore/tabid/461/Default.aspx'.

Refine your search by using a keyword or phrase

Description Search – Active Stock Only

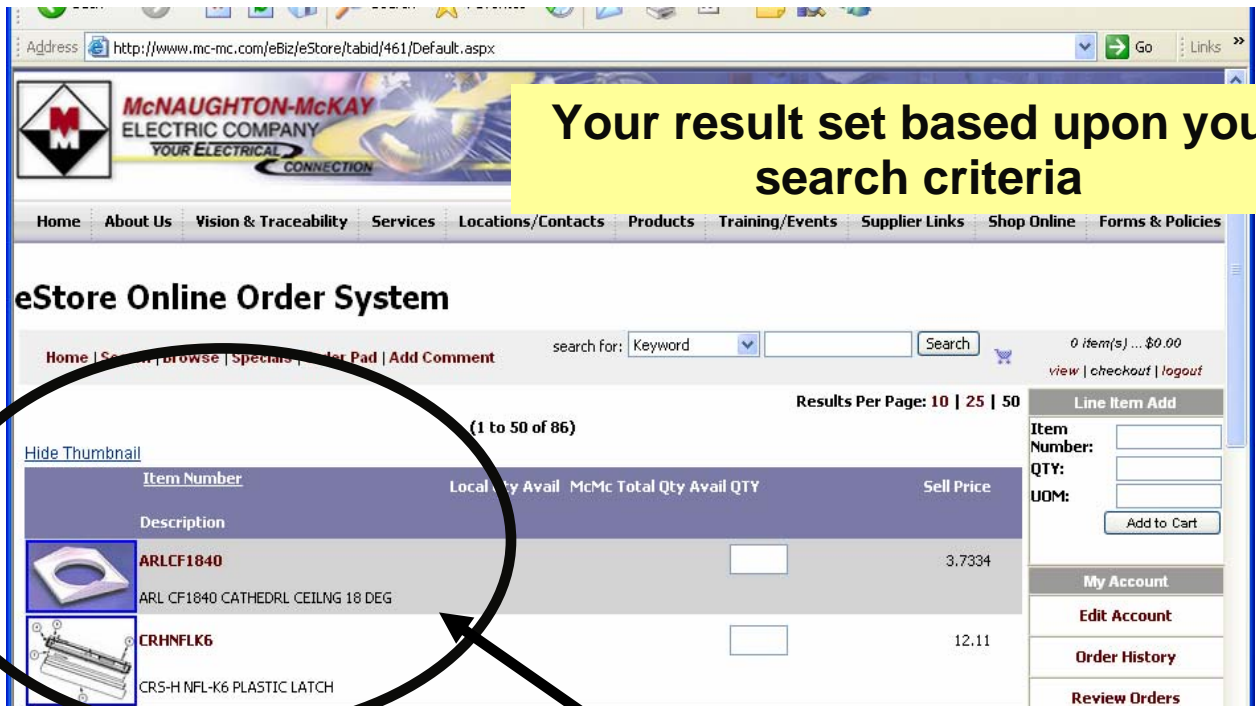
Please note: by adding the phrase mmstock to your description search, you can reduce the search to only products actively stocked by Mc-Mc.

The screenshot shows the Mc-Mc eStore Online Order System search interface. The search bar contains the text "mmer mmstock" and is circled in black. The search options are: "with all of the words", "with the exact phrase", "with at least one of the words", and "without the words". The search bar also contains the text "mmer mmstock".

**Adding key words to the search
will narrow results**

Search Results

With the proper combination of category and key words should yield results something like this. Keep in mind that the more granular the search criteria you provide, the fewer and more specific results will be presented on the screen.



Your result set based upon your search criteria

McNAUGHTON-McKAY ELECTRIC COMPANY
YOUR ELECTRICAL CONNECTION

Home About Us Vision & Traceability Services Locations/Contacts Products Training/Events Supplier Links Shop Online Forms & Policies

eStore Online Order System



Home | Search | Browse | Specials | Order Pad | Add Comment

search for: Keyword Search 0 item(s) ... \$0.00
[view](#) | [checkout](#) | [logout](#)

Results Per Page: 10 | 25 | 50

(1 to 50 of 86)

[Hide Thumbnail](#)

Item Number	Local Qty Avail	McMc Total Qty Avail	QTY	Sell Price
 ARLCF1840 ARL CF1840 CATHEDRL CEILING 18 DEG			<input type="text"/>	3.7334
 CRHNFLK6 CR5-H NFL-K6 PLASTIC LATCH			<input type="text"/>	12.11

Line Item Add

Item Number:
QTY:
UOM:

My Account

[Edit Account](#)
[Order History](#)
[Review Orders](#)

Once you have narrowed down your search results, you can view more specific information about each product listed. To do this simply click your mouse on the blue item description or photo for that product.

Detailed Description Page

Once you click on the product you want more information for, you will be taken to the product detail page for that product. Here you can read the extended product descriptions and access an Adobe pdf document with the manufacturer's product information.

The screenshot displays a web browser window with the URL <http://www.mc-mc.com/eBiz/eStore/tabid/461/Default.aspx>. The main content area features a product image of a square ceiling mount with a circular hole. To the right of the image, the product name is **ARLCF1840**, followed by the description "ARL CF1840 CATHEDRL CEILING 18 DEG" and "Manufacturer Item: CF1840". Pricing information includes "Local Qty Available:", "McMc Total Qty Avail:", "Sell Price: 3.7334 EACH", "Next Qty Break: 0", "Next Qty Break Discount: 0.00 per", and "Extended Price: 3.73". There are buttons for "Add to Cart", "Recalculate", "Add to Existing/New", and "Add to Wish List".

Below the pricing is an "Extended Descriptions" section with a red header and a small icon. The text below reads: "ARL CF1840 18D CATHEDRL CEILING CATHEDRL CEILING 18 DEG 5.912 INCH X 5.912 INCH CATHEDRAL CEILING MOUNTING BLOCK PACKAGING QUANTITY 25 5.912 INCH X 5.912 INCH CATHEDRAL CEILING MOUNTING BLOCK PACKAGING QUANTITY 25 CATHEDRAL MOUNTING BLOCK Commercial Elements Fixture Accessories ARLCF1840 CF1840 CF18".

Underneath is an "Additional Info" section with a red header. A black box highlights a link labeled "ARLINGC00004_M2.pdf". A yellow callout box with the text "PDF will provide further product detail" points to this link. Below this is an "Additional Images" section with a red header. It contains a small thumbnail image of the product and a larger black arrow pointing to it.

Here you can also view a larger photo of the product (when available) by clicking on the **Additional Images** photo at the bottom of the screen






Product Alternates

For some products, you will be offered alternates or substitutes for your selected product. To view or add these items to your cart click on the corresponding product number.

Address <http://www.mc-mc.com/eBiz/eStore/tabid/461/Default.aspx>

T8D 141 1/2 STEEL LOCKNUT TC 141 1/2 CASE HARDENED STEEL LOC CHROMATE COATED CASE HARDENED STEEL TRADE SIZE 1/2 INCH DIAMETER 1-7/64 INCH THICKNESS 5/32 INCH THREADED INSTALLATION APPROVAL UL 514-B CSA C22.2 APPLICABLE STANDARD NEMA FB-1 NFPA 70 CHROMATE COATED CASE HARDENED STEEL TRADE SIZE 1/2 INCH DIAMETER 1-7/64 INCH THICKNESS 5/32 INCH THREADED INSTALLATION APPROVAL UL 514-B CSA C22.2 APPLICABLE STANDARD NEMA FB-1 NFPA 70 RIGID CONDUIT AND IMC LOCKNUT Rigid/EMT Conduit Locknut TNB141 141 141 78621000141 39121700 21473926 MMSTOCK

Alternates

Item Number	Local Qty Avail	McMc Total Qty Avail	Web Price	Multiplier
 APPBL50 APP BL-50 1/2" LOCKNUT N EED 502343	478	7920.000 EACH	.23	1
 SCKLN1015C SC LN-1015C 1/2" LNUT RGD/IMC STL-Z PLD		13433.000	.22	1
 OZG1505 OZ-G 1-505 1/2 IN LOCKNU T UL LISTED			.00	1
 RAC1002 RACO 1002 CONDUIT LOCKNUT 1/2TS			.29	1
 EGSL100 EGS L100 1/2" STEEL LOCKNUT	1,953	5926.000 EACH	.31	1

Adding Items Directly to a Shopping Cart

You can use the Line Item Add box (on the right side of the screen) to add an item directly to your cart. To do this enter by entering the item number and quantity in the provided fields, then click Add to Cart

The screenshot shows a web browser window with the URL `c.com/eBiz/eStore/tabid/461/Default.aspx`. The page header includes the logo for "N-McKAY COMPANY CONNECTION" and navigation links: "Traceability", "Services", "Locations/Contacts", "Products", "Training/Events", "Supplier Links", "Shop Online", and "Forms & Policies". A search bar with "Register" and "Login" buttons is also present.

The main content area is titled "Order System" and features a search bar with a dropdown menu set to "Keyword" and a "Search" button. Below the search bar, there are several search filters: "Search:" with a dropdown for "All Categories", "Item Number:" with two input fields separated by "to", "Manufacturer Item Number:" with one input field, and "Customer Item Number:" with one input field.

To the right of these filters is a "Description" section with four radio button options: "with all of the words", "with the exact phrase", "with at least one of the words", and "without the words". Below these options are four empty input fields.

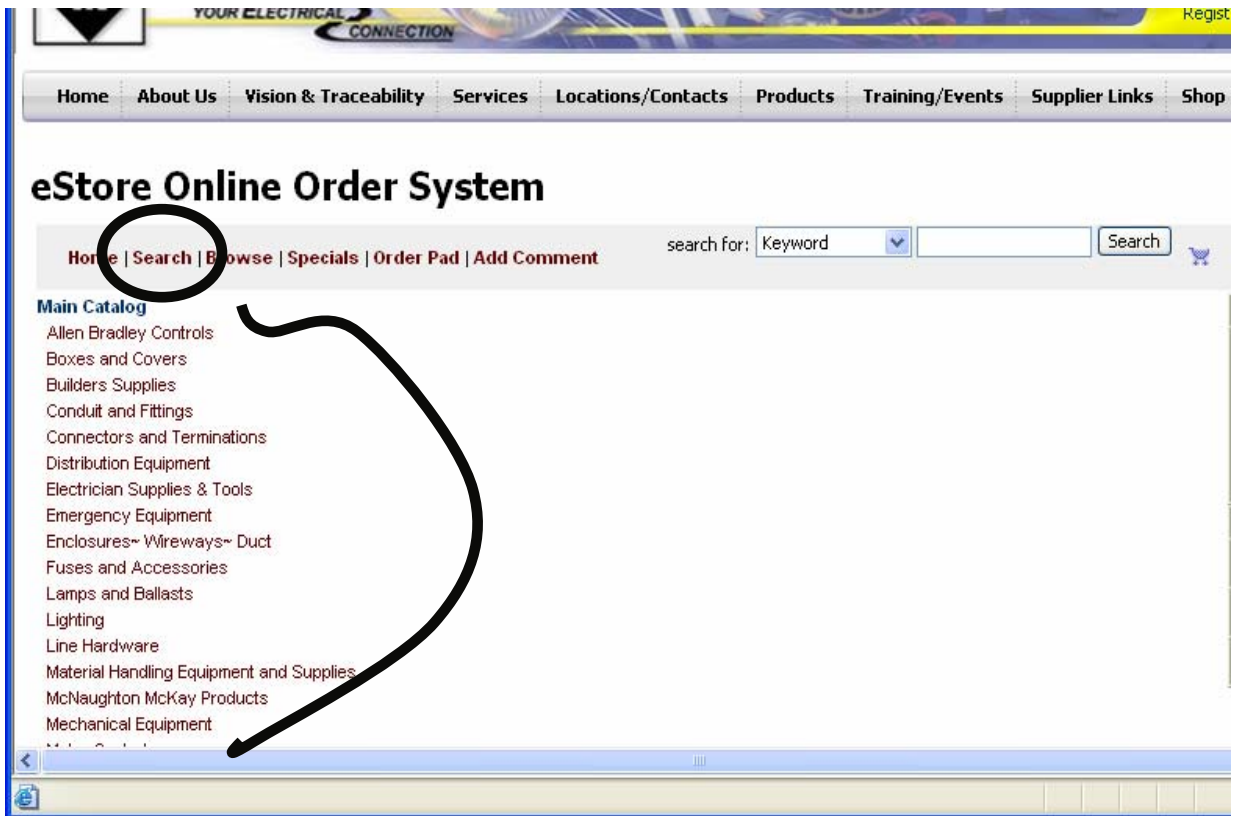
At the bottom of the search area are "Submit" and "Reset" buttons.

On the right side of the page, a "Line Item Add" form is highlighted with a black box. This form contains three input fields labeled "Item Number:", "QTY:", and "UOM:", followed by an "Add to Cart" button. Below this form are three buttons: "Edit Account", "Order History", and "Review Orders".

Using the Browse Feature (also known as the Menu Tree)

The Browse feature allows you to view an entire tree menu and each category's sub-categories of products on the site.


This tree menu works just as any other file explorer type of drill-down search, as you click a level it's sub-levels will open up into view. However keep in mind that some categories can yield thousands of results.



Viewing Product Specials

By clicking on the Specials Menu item, you will see product specials being offered. Watch this area for closeouts, overstocks and other specially priced items.

The screenshot displays the 'eStore Online Order System' interface. At the top, a navigation bar includes links for Home, About Us, Vision & Traceability, Services, Locations/Contacts, Products, Training/Events, Supplier Links, Shop Online, and Forms & Policies. Below this, a secondary navigation bar contains Home, Search, Browse, **Specials** (circled in red), Order Pad, and Add Comment. A search bar is positioned to the right of the navigation bar, with a dropdown menu set to 'Keyword' and a search button. The main content area shows a list of product specials. The first item is CARB118A, with a quantity of 6.000 and a sell price of .563. A thumbnail image of the product is shown to the left of the item name. The page number is 1, and there is an 'Add to Cart' button at the bottom right of the product listing. On the right side of the page, there are sections for 'Line Item Add' (with fields for Item Number, QTY, and UOM) and 'My Account' (with links for Edit Account, Order History, and Review Orders).

Item Number	QTY	Local Qty Avail	McMc Total Qty Avail	Sell Price
 CARB118A CARLON B118A 18 CU. IN. 1STL ZIP BX	<input type="text"/>		6.000	.563

Using the Order Pad (lists of entries to cart by Item number)

The Order Pad allows you to enter a large quantity of items using item number and quantity needed, and then submit directly to your shopping cart. Just complete the lines you need and click **Add to Cart** to submit the order requests to your cart to be processed.

The screenshot displays the 'eStore Online Order System' interface. At the top, there is a navigation menu with links: Home, About Us, Vision & Traceability, Services, Locations/Contacts, Products, Training/Events, Supplier Links, Shop Online, and Forms & Policies. Below the menu, the page title 'eStore Online Order System' is visible. A search bar is present with a dropdown menu set to 'Keyword' and a 'Search' button. The cart status shows '0 item(s) ... \$0.0000' with links for 'view', 'checkout', and 'logout'. The 'Order Pad' section features a table with three columns: 'Item Number', 'QTY', and 'UOM'. The 'Item Number' column is highlighted with a black rounded rectangle, and the 'QTY' and 'UOM' columns are also highlighted with a black rounded rectangle. To the right of the table, there is a 'Line Item Add' section with input fields for 'Item Number', 'QTY', and 'UOM', and an 'Add to Cart' button. Below this, a 'My Account' section includes links for 'Edit Account', 'Order History', and 'Review Orders'.

Item Number	QTY	UOM
<input type="text"/>	<input type="text"/>	<input type="text"/>
<input type="text"/>	<input type="text"/>	<input type="text"/>
<input type="text"/>	<input type="text"/>	<input type="text"/>
<input type="text"/>	<input type="text"/>	<input type="text"/>
<input type="text"/>	<input type="text"/>	<input type="text"/>
<input type="text"/>	<input type="text"/>	<input type="text"/>
<input type="text"/>	<input type="text"/>	<input type="text"/>
<input type="text"/>	<input type="text"/>	<input type="text"/>
<input type="text"/>	<input type="text"/>	<input type="text"/>

Using the Quick Search

The Quick Search appears on every area of the estore site. You can use the Quick Search to locate products and orders, searching by Keyword, Item Number, Order Number, Purchase Order, or Customer Item Number.




Submitting/Saving a Shopping Cart

This is an example of a shopping cart. From here, you can continue shopping or proceed to checkout.

eStore Online Order System


Home | Search | Browse | Specials | Order Page | Add Comment

search for: Keyword Search  2 item(s)
view | che

Shopping Cart

Item successfully added to Shopping Cart.
Continue Shopping

You have 2 item(s) in your shopping cart.
[Hide Thumbnail](#)

Item Number	Sell Price	QTY	Qty Avail	Extended Price	Remove	My
 TNB141 TB 141-1/2" CASE HARDENED STL LNUT	.1394 EACH	<input type="text" value="5"/>		.70	<input type="checkbox"/>	My Edit Ord Revi
SGL161071 S-GUL 1610-71 ABZ CLG FAN DOWNROD	9.08 EACH	<input type="text" value="1"/>		9.08	<input type="checkbox"/>	

You can also update or clear the contents of your cart. In addition, you can create your own personalized shopping list.

Creating A Shopping List

By clicking on the **Create Shopping List** button on the Shopping Cart screen, you will be taken to this shopping list screen. Here you will give your saved list a name & description. Now you will be able to simply submit this shopping list in the future. This feature is great for regular orders where only quantities will change since it prevents having to look-up each item each time you order.

The screenshot shows a web browser window with the address <http://www.mc-mc.com/eBiz/eStore/tabid/461/Default.aspx>. The page title is "eStore Online Order System". The navigation menu includes links for Home, Search, Browse, Specials, Order Pad, and Add Comment. A search bar is present with a dropdown menu set to "Keyword" and a "Search" button. On the right, there is a shopping cart icon and text indicating "2 item(s)" with "view | check" options. The main content area is titled "Shopping List" and contains a form with the following elements:

- * Name:
- Description:
- * - required

On the right side of the form, there is a table structure with columns for "Line", "Item Number", "QTY", and "UOM". Below the table, there are links for "My A" and "Edit".

You can create and store a personalized shopping list for future orders

Submitting Your Shopping Cart for Shipment

Once you've clicked the 'Proceed to Checkout' button on the Shopping Cart review screen you will be taken to the processing screen. This screen will summarize your order, give you the ability to place your order, or cancel your order.

The screenshot shows a checkout page with a browser address bar at the top containing the URL: `https://estorefront.mc-mc.com:9443/storefrontB2BWEB/checkout.do?action=order_total`. Below the browser is a "Checkout" section with a note "* - required". There are two buttons: "Submit Quote" and "Submit Order". A checkbox labeled "Pay by Credit Card" is present. The "Shipping Instructions" section has a text area with the text "This is an eStore order" and a yellow callout box with an arrow pointing to it that says "Specific shipping info can go here". The "Contact Information" section includes fields for Name (David Starr), Email (starrd@mc-mc.), Phone (770-825-8613), and Country Code. It also has a "Requested Ship Date" field (2008-04-18) and a "PO Number" field. A yellow callout box with an arrow pointing to the "Requested Ship Date" field says "Check your contact info". The "Address Information" section is split into "Sold-To Address" and "Ship-to" (with a "Change Ship-to" link). Both addresses are for ABC Inc. in Dunwoody, Georgia. The "Sold-To Address" is PO BOX 124, 30350. The "Ship-to" address is 236 Third St., 30071. At the bottom is a "Shopping Cart" section.

Address `https://estorefront.mc-mc.com:9443/storefrontB2BWEB/checkout.do?action=order_total` Go Links

Checkout
* - required

Submit Quote Submit Order

Pay by Credit Card

Shipping Instructions
This is an eStore order

Specific shipping info can go here

Contact Information
* Name: David Starr
* Email: starrd@mc-mc.
* Phone: 770 - 825 - 8613 Ext.: Country Code:
* Requested Ship Date: 2008-04-18 (select date)
PO Number:

Check your contact info

Address Information

Sold-To Address

* Company Name: ABC Inc.
* Street Address: PO BOX 124
* City: Dunwoody
* State: Georgia
* Postal Code: 30350
Country:

Ship-to
Change Ship-to

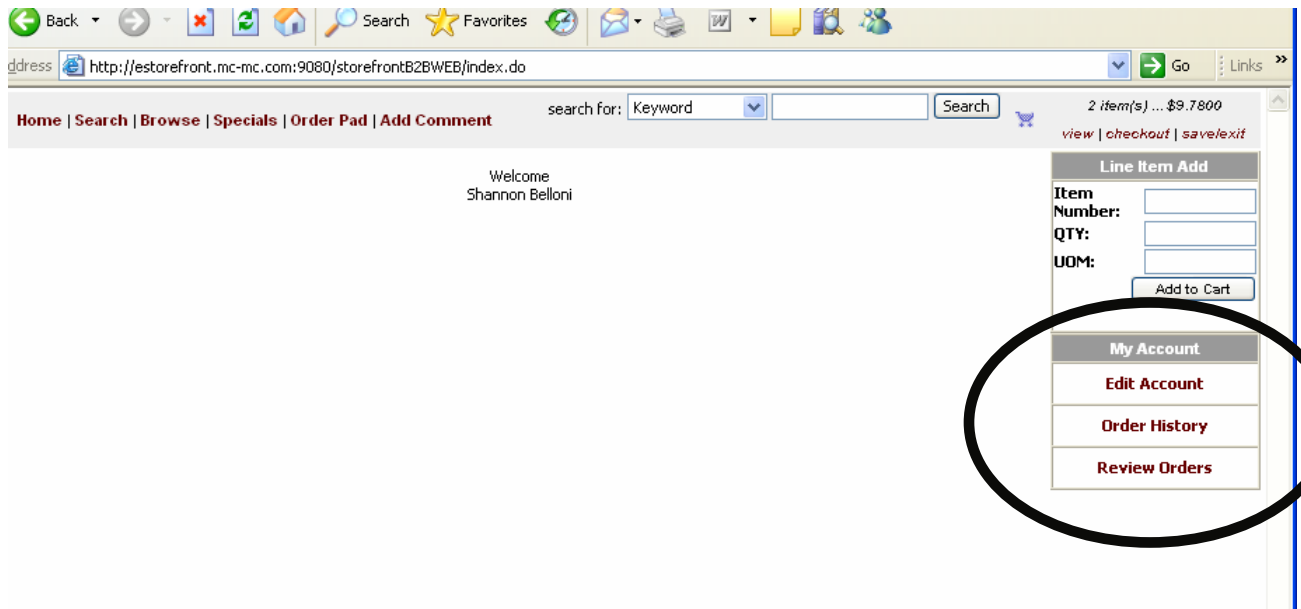
* Company Name: ABC Inc.
* Street Address: 236 Third St.
* City: Norcross
* State: Georgia
* Postal Code: 30071
Country:

Shopping Cart

***Note:** Here you can designate specialized shipping instructions and shipping methods.

Editing Your Account Information

In the My Account Section of the store you can link to the other areas of your account to perform edits, check your order history, review your order content and change your ship-to location.



Changing Password & Security Questions

From the My Account box, you can edit your Account information. To update your password make sure you enter the new password both in the password and password confirm boxes, then click Update.

The Recall Question & Answer will be used in the event you forget your password to verify your identity before resetting your password. Please update these with something meaningful to you, yet not common to everyone.

The screenshot shows a web browser window with the URL `http://estorefront.mc-mc.com:9080/storefrontB2BWEB/editaccount.do?action=edit_account`. The page has a red header bar with navigation links: [Home](#) | [Search](#) | [Browse](#) | [Specials](#) | [Order Pad](#) | [Add Comment](#). Below the header, there is a search bar and a shopping cart icon showing `2 item(s) ... $9.7800`. The main content area contains a form for editing account information. The form fields are:

- User Name: `bellonis@mc-mc.com`
- Password: `*****` *
- Password Confirm: *
- Password Recall Question: `What is the name` *
- Answer to Password Recall Question: `McMc` *

An `Update` button is located below the form. To the right of the form is a sidebar with a `Line Item Add` section and a `My Account` section. The `My Account` section contains links for [Edit Account](#), [Order History](#), and [Review Orders](#). A large black oval highlights the form fields, and an arrow points from the `Update` button to the [Edit Account](#) link.

Searching & Reviewing Your Order History



You can search your product Order History by clicking on Order History link. Depending upon the number of history items for your company, this process can take up to a minute to yield results.

Note: You can also add items found on your order history to your shopping cart for your current order by Updating the quantity field and clicking "Add to Cart".

Home | Search | Browse | Specials | Order Pad | Add Comment search for: Keyword Search 0 item(s) ... \$0.00
view | checkout | logout

Order History Settings
From Month: February To Month: April
From Year: 2008 To Year: 2008

Order History
Click on the item number to view Sales Statistics.
(1 to 10 of 78) Results Per Page: 10 | 25 | 50

Item Number	Description	Customer Item Number	QTY
 ABZ1492CABLE025TBCH	A-B 1492CABLE025TBCH PRE-WIRED CABLE FOR DIGI	ABZ1492CABLE025TBCH	<input type="text"/>
 ABZ1492CABLE025Y	A-B 1492CABLE025Y PRE-WIRED CABLE FOR DIGI	ABZ1492CABLE025Y	<input type="text"/>

Line Item Add
Item Number:
QTY:
UOM:

My Account
[Edit Account](#)
[Order History](#)
[Account Summary](#)
[Open Invoices](#)
[Paid Invoices](#)
[Review Orders](#)
[Change Ship-to](#)

Reviewing Previous Order History

You can review all of your previous orders, print, copy or email them.

Note: Copying the order will open a screen with that order's products for you to update quantities and then select "Add to Cart" when finished updating.

Address <http://www.mc-mc.com/eBiz/eStore/tabid/461/Default.aspx> Go Link

Home | Search | Browse | Specials | Order Pad | Add Comment search for: Keyword 0 item(s) ... \$0.00 [view](#) | [checkout](#) | [logout](#)

Order Review

The start date for the query will be set to 90 days prior to the end date you select. The query will search the entry dates for both current orders and orders in history.

End Date: [\(select date\)](#)

Order Number	P.O. Number	Order Type	Order Status	Entry Date	Estimated Ship Date	Ship Date	Confirm Date	Invoice Date	Order Value	Invoice Amount
9592622/00		Quote	Ready for Pick Slip	03/20/2008	01/17/2008				1806.06	1806.06
Copy Order Printable Version Email Order										
9597013/00	375091393	Order	Invoice Printed	01/18/2008	01/21/2008	01/18/2008	01/18/2008	01/18/2008	174.60	174.60
Copy Order Printable Version Email Order										
9600027/00	2150626770011	Order	Invoice Printed	01/21/2008	01/22/2008	01/22/2008	01/22/2008	01/22/2008	366.25	366.25
Copy Order Printable Version Email Order										
9600042/00	2150626770010	Order	Invoice Printed	01/21/2008	01/22/2008	01/22/2008	01/22/2008	01/24/2008	2025.48	2025.48
Copy Order Printable Version Email Order										
9600095/00	215092209	Order	Invoice Printed	01/21/2008	01/22/2008	01/22/2008	01/31/2008	01/31/2008	1860.00	1860.00
Copy Order Printable Version Email Order										
9600908/00	181090463	Direct	Invoice Printed	01/22/2008	01/23/2008	01/23/2008	01/30/2008	01/30/2008	5905.50	5905.50
Copy Order Printable Version Email Order										
9601866/00	2150626770012	Order	Invoice Printed	01/22/2008	01/23/2008	01/22/2008	01/22/2008	01/22/2008	2082.70	2082.70
Copy Order Printable Version Email Order										
9603473/00	215092688	Order	Invoice Printed	01/23/2008	01/24/2008	02/05/2008	02/05/2008	02/05/2008	176.00	176.00
Copy Order Printable Version Email Order										

Line Item Add

Item Number:

QTY:

UOM:

My Account

[Edit Account](#)

[Order History](#)

[Account Summary](#)

[Open Invoices](#)

[Paid Invoices](#)

[Review Orders](#)

[Change Ship-to](#)

Updating Your Ship-To Information

For those customers who place orders for multiple ship-to locations, you will use this area to change your Ship-to location. Once all your ship-to options load to the screen simply click on the link for the ship-to you wish to work with next.

Address http://estorefront.mc-mc.com:9080/storefrontB2BWEB/listresults.do?action=view_shiptos Go Links

Home | Search | Browse | Specials | Order Pad | Add Comment search for: Keyword Search 0 item(s) ... \$.0000 view | checkout | logout

Ship-tos

Be aware that changing ship-to may cause items to be dropped from the cart, Shopping Lists, Specials Lists and Wish Lists. All items are also subject to price and availability changes.

City: State: Postal Code: Search

***** Please select a ship-to to continue *****

* - selected ship-to (1 to 3 of 3) Results Per Page: 10 | 25 | 50

Ship-to	Ship-to Name	Street Address	Contact Name
Base	ABC Inc	236 Second Street Atlanta GA 30071	
* LIST	ABC Inc.	236 Third St. Norcross GA 30071	
OH02	ABC Inc	123 Forth St. Columbus OH 43204	

Page: 1

Line Item Add
Item Number:
QTY:
UOM:
Add to Cart

My Account
Edit Account
Order History
Account Summary
Open Invoices
Paid Invoices
Review Orders
Change Ship-to