

FSLBS Load Break Switch

Versatile
Innovative
Stylish



The FSLBS Load Break Switch is a newly designed industrial-grade switch capable of making or breaking loads up to 600V. It is suitable as a motor disconnect. Extremely compact and robust, these switches have a variety of mounting options including DIN-rail, base, or door-mounting. A wide assortment of handles, shafts and accessories are available to accommodate any installation requirement. Both the toggle and rotary styles have a built-in pad-lockable hasp and the integrated box terminals are finger-safe to IP-20. Utilizing a patented, innovative design, the FSLBS can be actuated from the front or either side.

Highlights

- ▶ **Terminals rated for 2 wires!**
- ▶ Front or side operation
- ▶ Padlockable
- ▶ Compact
- ▶ Robust
- ▶ DIN-rail, base, or door-mounting
- ▶ Choice of handles and shafts
- ▶ Side-mount Auxiliary contacts and additional Poles

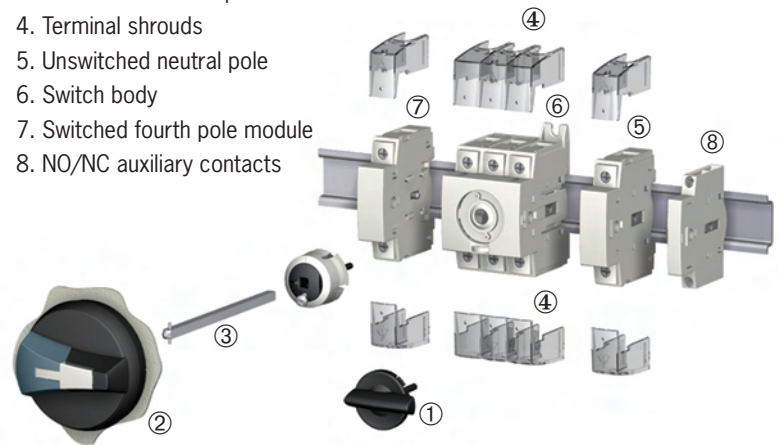
Ratings

- ▶ 600VAC
- ▶ 16, 25, 40, 63, and 80A
- ▶ Suitable as Motor Disconnect up to 40hp
- ▶ UL 508 Listed E196672
- ▶ CSA 22.2 #14
- ▶ IEC 60947-3



Illustration Overview

1. Direct handle
2. Door interlocked external handle (**Defeatable!**)
3. Shaft for external operation
4. Terminal shrouds
5. Unswitched neutral pole
6. Switch body
7. Switched fourth pole module
8. NO/NC auxiliary contacts












UL and CSA Characteristics

Technical Characteristics	16A	25A	40A	63A	80A
Short circuit current rating at 600 VAC	10kA	10kA	10kA	10kA	10kA
Fuse type	J	J	J	J	J
Maximum fuse rating (A)	60	60	60	100	100
Maximum Horsepower Rating / Max. motor FLA 3 φ					
208 VAC	3 / 10A	5 / 16A	7.5 / 22A	10 / 30A	15 / 46A
220 - 240 VAC	5 / 15A	7.5 / 22A	7.5 / 22A	20 / 54A	20 / 54A
440 - 480 VAC	10 / 14A	15 / 21A	20 / 27A	40 / 52A	40 / 52A
600 VAC	10 / 11A	20 / 22A	25 / 27A	40 / 41A	40 / 41A
Connection					
Solid (AWG)	#14 - #10	#14 - #10	#14 - #10	#14 - #10	#14 - #10
	2x #12	2x #12	2x #12	2x #12	2x #12
Stranded (AWG)	#14 - #4	#14 - #4	#14 - #4	#14 - #1	#14 - #1
	2x (#14 - #12)	2x (#14 - #12)	2x (#14 - #12)	2x (#10 - #6)	2x (#10 - #6)
Torque	26.5 lb-in/3 Nm	26.5 lb-in/3 Nm	26.5 lb-in/3 Nm	31.1 lb-in/3.5 Nm	31.1 lb-in/3.5 Nm
Auxiliary Contacts					
Electrical characteristics	A300	A300	A300	A300	A300

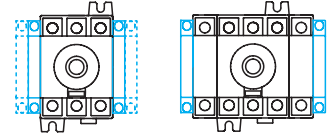
FSLBS Load Break Switch

Ordering Information

		Ampere Rating							
		16A	25A	40A	63A	80A			
		Catalog Number							
Select a Switch	Toggle	FSLBST16	FSLBST25	FSLBST40	FSLBST63	FSLBST80			
	Rotary	FSLBS16	FSLBS25	FSLBS40	FSLBS63	FSLBS80			
Select a Handle & Shaft	Direct Operation	Handle 	No Shaft Required		FSHD	FSHD	FSHD	FSHD	FSHD
			Thru-door 	NEMA 1, 3R, 12	Black	FSH00BR	FSH00BR	FSH00BR	FSH0BR
	NEMA 1, 3R, 12, 4, 4X	Black		FSH00BR4	FSH00BR4	FSH00BR4	FSH0BR4	FSH0BR4	
	NEMA 1, 3R, 12	Red		FSH00RR	FSH00RR	FSH00RR	FSH0RR	FSH0RR	
	NEMA 1, 3R, 12, 4, 4X	Red		FSH00RR4	FSH00RR4	FSH00RR4	FSH0RR4	FSH0RR4	
	Select a Shaft 	150mm/5.9"		FS150	FS150	FS150	FS150	FS150	
		200mm/7.9"		FS200	FS200	FS200	FS200	FS200	
		320mm/12.6"		FS320	FS320	FS320	FS320	FS320	
	Select Accessories	Auxiliary Contacts 	NO/NC	FSACNONC	FSACNONC	FSACNONC	FSACNONC	FSACNONC	
			NO/NO	FSACNONO	FSACNONO	FSACNONO	FSACNONO	FSACNONO	
4th Pole*  *Consult factory for availability		FS4P16	FS4P25	FS4P40	FS4P63	FS4P80			
Neutral Pole  (not switched)		FSNP40	FSNP40	FSNP40	FSNP80	FSNP80			
Ground Pole  (not switched)		FSGP40	FSGP40	FSGP40	FSGP80	FSGP80			
Terminal Shrouds 		FSTS40	FSTS40	FSTS40	FSTS80	FSTS80			
Door Mounting Kit 		FSDMK	FSDMK	FSDMK	FSDMK	FSDMK			

Auxiliary Contacts

Mount directly to the side of the switch. Up to four devices can be added, in any combination (maximum of two additional poles).



Door Mounting Kit

Allows mounting of the switch to a door or side panel. Utilizing the switch's side actuation provides access to the terminal screws, enabling the wiring to be completed after installation.



FSLBS Dimensions (Inch/mm)

Rating	AC	F	F1	G	J	M	N	T
16, 25, 40A	4.33 / 110	1.77 / 45	0.59 / 15	2.68 / 68	0.59 / 15	1.18 / 30	2.95 / 75	0.59 / 15
63, 80A	4.33 / 110	2.07 / 52.5	0.69 / 17.5	3.00 / 76	0.69 / 17.5	1.38 / 35	3.35 / 85	0.69 / 17.5

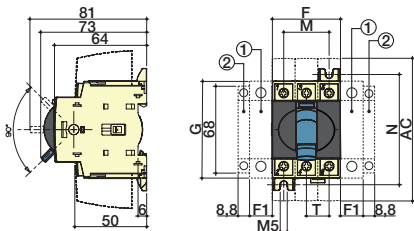
① Additional Pole - maximum of two, one each side

② Auxilliary Contact - maximum of four, two each side

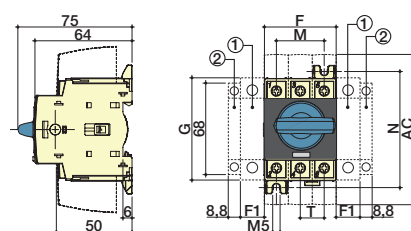
E. Minimum is 1.18"/30mm, maximum is 14.6"/372mm

D. Minimum is 1.18"/30mm, maximum is 9.25"/235mm

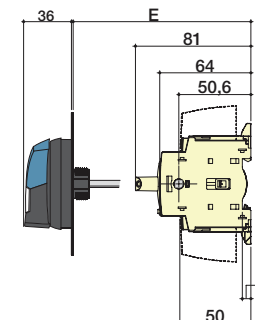
16A to 40A Direct operation "Toggle"



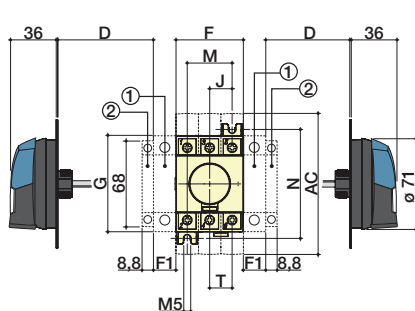
63A to 80A Direct operation "Rotary"



External front operation



External side operation



For more information, visit us at us.ferrazshawmut.com

Ferraz Shawmut | North America
374 Merrimac Street
Newburyport, MA 01950
T: 978-462-6662
F: 978-462-0181

Ferraz Shawmut | Canada
88 Horner Avenue
Toronto, Ontario
Canada M8Z 5Y3
T: 416-252-9371
F: 416-252-6572

© 2009 Ferraz Shawmut. All rights reserved.



DS-FSLBS-001 / 2500 / 10.09 / GROWLL

Ferraz Shawmut