






## Bulletin 700-HA Tube Base Relay

### Product Selection

#### Bulletin 700-HA Tube Base Relay with PIN Terminals (Single Contact) — Mechanical ON/OFF Indicator included★

	Description	Contact Rating	Wiring Diagrams		Coil Voltage	Cat. No. ‡ § ♣				
			U.S./Canada	International						
	DPDT 2-pole 2 Form C Single AgNi Contact	10 A B300			6V AC	700-HA32A06				
					12V AC	700-HA32A12				
					24V AC	700-HA32A24				
					120V AC	700-HA32A1				
					240V AC	700-HA32A2				
					277V AC	700-HA32A27♦				
					6V DC	700-HA32Z06				
					12V DC	700-HA32Z12				
					24V DC	700-HA32Z24				
					36V DC	700-HA32Z36				
					48V DC	700-HA32Z48				
					60V DC	700-HA32Z60				
					80V DC	700-HA32Z80				
					110V DC	700-HA32Z1				
					125V DC	700-HA32Z01				
	Sockets		700-HN125	700-HN100 700-HN204	140V DC	700-HA32Z3				
					220V DC	700-HA32Z2♦				
		3PDT 3-pole 3 Form C Single AgNi Contact	10 A B300			6V AC	700-HA33A06			
						12V AC	700-HA33A12			
						24V AC	700-HA33A24			
120V AC						700-HA33A1				
240V AC						700-HA33A2				
6V DC						700-HA33Z06				
12V DC						700-HA33Z12				
24V DC						700-HA33Z24				
48V DC						700-HA33Z48				
60V DC						700-HA33Z60				
80V DC						700-HA33Z80				
110V DC						700-HA33Z1				
125V DC						700-HA33Z01				
Sockets							700-HN126	700-HN101 700-HN205	140V DC	700-HA33Z3
									220V DC	700-HA33Z2♦

★ For Time Modules and Surge Suppressor Modules, see Accessories.






‡ LED Option: Add suffix (-4) to the selected Bulletin 700-HA Relay Cat. No., except for the 240V AC Units, add (-4L).

§ Push-to-test, Manual Override, and LED Option: Add suffix (-3-4) to the selected Bulletin 700-HA Relay Cat. No., except for the 240V AC units, add (-3-4L).

♣ Push-to-test and Manual Override option: Add suffix (-3) to the selected Bulletin 700-HA relay.

♦ LED not available for 220V DC and 277V AC coils.

#### Bulletin 700-HAX Tube Base Relay with PIN Terminals (Bifurcated Contacts with Gold Overlay) — Mechanical ON/OFF Indicator Included★

Description	Contact Rating	Wiring Diagrams		Coil Voltage	Cat. No. ‡ § ♣			
		U.S./Canada	International					
 DPDT 2-Pole 2 Form C Bifurcated AgNi Contacts with Gold Overlay	6 A			6V AC	700-HAX2A06			
				12V AC	700-HAX2A12			
				24V AC	700-HAX2A24			
				120V AC	700-HAX2A1			
				240V AC	700-HAX2A2			
				277V AC	700-HAX2A27Δ			
				6V DC	700-HAX2Z06			
				12V DC	700-HAX2Z12			
				24V DC	700-HAX2Z24			
				36V DC	700-HAX2Z36			
				48V DC	700-HAX2Z48			
				110V DC	700-HAX2Z1			
				Sockets	700-HN125	700-HN100 700-HN204	125V DC	700-HAX2Z01
							140V DC	700-HAX2Z3
3PDT 3-Pole 3 Form C Bifurcated AgNi Contacts with Gold Overlay	6 A			6V AC	700-HAX3A06			
				12V AC	700-HAX3A12			
				24V AC	700-HAX3A24			
				120V AC	700-HAX3A1			
				240V AC	700-HAX3A2			
				6V DC	700-HAX3Z06			
				12V DC	700-HAX3Z12			
				24V DC	700-HAX3Z24			
				48V DC	700-HAX3Z48			
				110V DC	700-HAX3Z1			
				Sockets	700-HN126	700-HN101 700-HN205	125V DC	700-HAX3Z01
							140V DC	700-HAX3Z3

\* For Time Module and Surge Suppressor Module, see **Accessories**.

‡ LED Option: Add suffix (-4) to the selected Bulletin 700-HAX Relay Cat. No., except for the 240V AC Units, add (-4L).

§ Push-to-test and LED Option: Add suffix (-3-4) to the selected Bulletin 700-HAX Relay Cat. No., except for the 240V AC units, add (-3-4L).

♣ Push-to-test and Manual Override option: Add suffix (-3) to the selected Bulletin 700-HA relay.

Δ LED not available.