

NEER Aluminum Multi-Hub Conduit Body, Cover and Gasket Assemblies

LB, T, LL, LR, C: Threaded and Set Screw

For Rigid Conduit, IMC and EMT

Applications

- To provide access to conductors for pulling, splicing, maintenance and future changes/upgrades.
- Allows connection of straight conduit runs, branch conduit runs and 90° bends.

Features

- 1/2" thru 2" sizes have threaded and set screw hubs (SST).
- 2-1/2" thru 4" sizes have set screw hub (SS).
- Packaged complete under one catalog number.
- Ready to use.

Standard Material/Finish


- Conduit body: diecast, copperfree (4/10 of 1% max.) aluminum/epoxy powder coat
- Cover: stamped aluminum, natural finish
- Gasket: neoprene

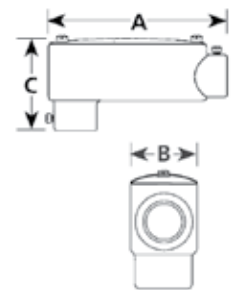
Certifications and Compliances

- UL Standard: 514A
- UL Listed: E53330
- CSA Standard: C22.2 No. 18.3
- CSA Certified: 208044
- NEMA: FB-1

Commercial Products

CONDUIT BODIES RIGID AND IMC

	Trade Size (Inches)	Dimensions in Millimeters (Inches)			Volume dm ³ (in ³)	Max. No. Conductors	Catalog Number Multi-Hub
		A	B	C			
	1/2	111.8 (4.40)	33.3 (1.31)	62.0 (2.44)	0.1 (4.30)	N/A ①	LB-50DCGSST
	3/4	131.3 (5.17)	38.9 (1.53)	71.1 (2.80)	0.1 (7.30)	3 #6AWG	LB-75DCGSST
	1	147.1 (5.79)	44.2 (1.74)	75.7 (2.98)	0.2 (12.20)	3 #4AWG	LB-100DCGSST
	1-1/4	197.9 (7.79)	63.2 (2.49)	95.0 (3.74)	0.5 (32.30)	3 #2AWG	LB-125DCGSST
	1-1/2	198.4 (7.81)	63.2 (2.49)	98.8 (3.89)	0.6 (33.80)	3 #1/0AWG	LB-150DCGSST
	2	259.1 (10.20)	78.7 (3.10)	114.3 (4.50)	1.2 (71.20)	3 #4/0AWG	LB-200DCGSST
	2-1/2	333.8 (13.14)	110.0 (4.33)	153.2 (6.03)	2.5 (153.00)	3 #300kcmil	LB-250DCGSS
	3	333.8 (13.14)	110.0 (4.33)	169.9 (6.69)	3.0 (183.50)	3 #350kcmil	LB-300DCGSS
	3-1/2	392.7 (15.46)	137.9 (5.43)	187.7 (7.39)	5.0 (304.90)	3 #400kcmil	LB-350DCGSS
	4	392.7 (15.46)	137.9 (5.43)	190.0 (7.48)	5.0 (308.00)	3 #400kcmil	LB-400DCGSS



① Does not apply.

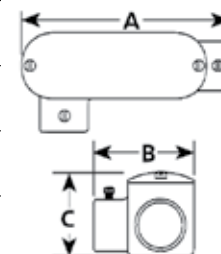
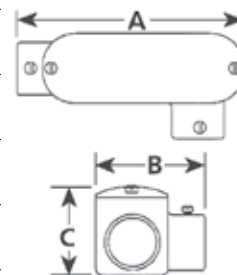
NEER Aluminum Multi-Hub Conduit Body, Cover and Gasket Assemblies

LB, T, LL, LR, C: Threaded and Set Screw

For Rigid Conduit, IMC and EMT

Commercial Products

CONDUIT BODIES RIGID AND IMC





	Trade Size (Inches)	Dimensions in Millimeters (Inches)			Volume dm ³ (in ³)	Max. No. Conductors	Catalog Number Multi-Hub
		A	B	C			
LL	1/2	111.8 (4.40)	52.3 (2.06)	41.7 (1.64)	0.1 (4.30)	N/A ①	LL-50DCGSST
	3/4	128.8 (5.07)	57.4 (2.26)	47.8 (1.88)	0.1 (7.30)	3 #6AWG	LL-75DCGSST
	1	150.9 (5.94)	68.1 (2.68)	54.4 (2.14)	0.2 (12.20)	3 #4AWG	LL-100DCGSST
	1-1/4	199.9 (7.87)	88.9 (3.50)	75.4 (2.97)	0.6 (35.40)	3 #2AWG	LL-125DCGSST
	1-1/2	199.9 (7.87)	88.9 (3.50)	75.4 (2.97)	0.6 (35.60)	3 #1/0AWG	LL-150DCGSST
	2	259.1 (10.20)	97.3 (3.83)	92.7 (3.65)	1.1 (69.70)	3 #4/0AWG	LL-200DCGSST
	2-1/2	333.8 (13.14)	144.8 (5.70)	108.7 (4.28)	2.6 (158.00)	3 #300kcmil	LL-250DCGSS
	3	333.8 (13.14)	144.8 (5.70)	120.9 (4.76)	3.0 (186.00)	3 #350kcmil	LL-300DCGSS
	3-1/2	392.7 (15.46)	158.0 (6.22)	144.0 (5.67)	5.0 (306.00)	3 #350kcmil	LL-350DCGSS
	4	392.7 (15.46)	158.0 (6.22)	144.0 (5.67)	5.0 (308.00)	3 #350kcmil	LL-400DCGSS
LR	1/2	111.8 (4.40)	52.3 (2.06)	41.7 (1.64)	0.1 (4.30)	N/A ①	LR-50DCGSST
	3/4	128.8 (5.07)	52.3 (2.06)	47.8 (1.88)	0.1 (7.30)	3 #6AWG	LR-75DCGSST
	1	150.9 (5.94)	68.1 (2.68)	54.4 (2.14)	0.2 (12.20)	3 #4AWG	LR-100DCGSST
	1-1/4	199.9 (7.87)	88.9 (3.50)	75.4 (2.97)	0.6 (35.10)	3 #2AWG	LR-125DCGSST
	1-1/2	199.9 (7.87)	88.9 (3.50)	75.4 (2.97)	0.6 (35.10)	3 #1/0AWG	LR-150DCGSST
	2	259.1 (10.20)	97.3 (3.83)	92.7 (3.65)	1.1 (69.70)	3 #4/0AWG	LR-200DCGSST
	2-1/2	333.8 (13.14)	144.8 (5.70)	108.7 (4.28)	2.6 (158.00)	3 #300kcmil	LR-250DCGSS
	3	333.8 (13.14)	144.8 (5.70)	120.9 (4.76)	3.0 (186.00)	3 #350kcmil	LR-300DCGSS
	3-1/2	392.7 (15.46)	158.0 (6.22)	144.0 (5.67)	5.0 (306.00)	3 #350kcmil	LR-350DCGSS
	4	392.7 (15.46)	158.0 (6.22)	144.0 (5.67)	5.0 (308.00)	3 #350kcmil	LR-400DCGSS

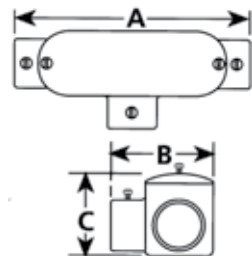
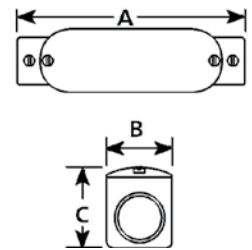
① Does not apply.

NEER Aluminum Multi-Hub Conduit Body, Cover and Gasket Assemblies

LB, T, LL, LR, C: Threaded and Set Screw

For Rigid Conduit, IMC and EMT

	Trade Size (Inches)	Dimensions in Millimeters (Inches)			Volume dm ³ (in ³)	Max. No. Conductors	Catalog Number Multi-Hub
		A	B	C			
	1/2	122.4 (4.82)	33.3 (1.31)	41.7 (1.64)	0.1 (4.30)	N/A ①	LC-50DCGSST
	3/4	139.7 (5.5)	38.9 (1.53)	47.8 (1.88)	0.1 (7.30)	3 #6AWG	LC-75DCGSST
	1	163.6 (6.44)	44.2 (1.74)	54.4 (2.14)	0.2 (12.20)	3 #4AWG	LC-100DCGSST
	1-1/4	214.6 (8.45)	63.2 (2.49)	75.4 (2.97)	0.5 (33.40)	3 #2AWG	LC-125DCGSST
	1-1/2	214.6 (8.45)	63.2 (2.49)	75.4 (2.97)	0.5 (33.50)	3 #1/0AWG	LC-150DCGSST
	2	272.0 (10.71)	78.7 (3.10)	92.7 (3.65)	1.1 (69.50)	3 #3/0AWG	LC-200DCGSST
	2-1/2	351.8 (13.85)	110.0 (4.33)	108.7 (4.28)	2.6 (159.00)	3 #250kcmil	LC-250DCGSS
	3	351.8 (13.85)	110.0 (4.33)	120.9 (4.76)	3.1 (186.50)	3 #250kcmil	LC-300DCGSS
	3-1/2	405.9 (15.98)	137.9 (5.43)	144.0 (5.67)	5.0 (306.00)	3 #350kcmil	LC-350DCGSS
	4	405.9 (15.98)	137.9 (5.43)	144.0 (5.67)	5.0 (308.00)	3 #350kcmil	LC-400DCGSS
	1/2	122.4 (4.82)	33.3 (1.31)	41.7 (1.64)	0.1 (4.30)	N/A ①	TC-50DCGSST
	3/4	139.7 (5.5)	38.9 (1.53)	47.8 (1.88)	0.1 (7.30)	3 #6AWG	TC-75DCGSST
	1	163.6 (6.44)	44.2 (1.74)	54.4 (2.14)	0.2 (12.20)	3 #4AWG	TC-100DCGSST
	1-1/4	214.6 (8.45)	63.2 (2.49)	75.4 (2.97)	0.5 (33.40)	3 #2AWG	TC-125DCGSST
	1-1/2	214.6 (8.45)	63.2 (2.49)	75.4 (2.97)	0.5 (33.50)	3 #1/0AWG	TC-150DCGSST
	2	272.0 (10.71)	78.7 (3.10)	92.7 (3.65)	1.1 (69.50)	3 #4/0AWG	TC-200DCGSST
	2-1/2	351.8 (13.85)	110.0 (4.33)	108.7 (4.28)	2.6 (159.00)	3 #4/0AWG	TC-250DCGSS
	3	351.8 (13.85)	110.0 (4.33)	120.9 (4.76)	3.1 (186.50)	3 #4/0AWG	TC-300DCGSS
	3-1/2	405.9 (15.98)	137.9 (5.43)	144.0 (5.67)	5.0 (306.00)	3 #250kcmil	TC-350DCGSS
	4	405.9 (15.98)	137.9 (5.43)	144.0 (5.67)	5.0 (308.00)	3 #250kcmil	TC-400DCGSS



① Does not apply.