

# SPLICE KITS AND HEAT SHRINK TUBING

DIRECT CABLE BURIAL

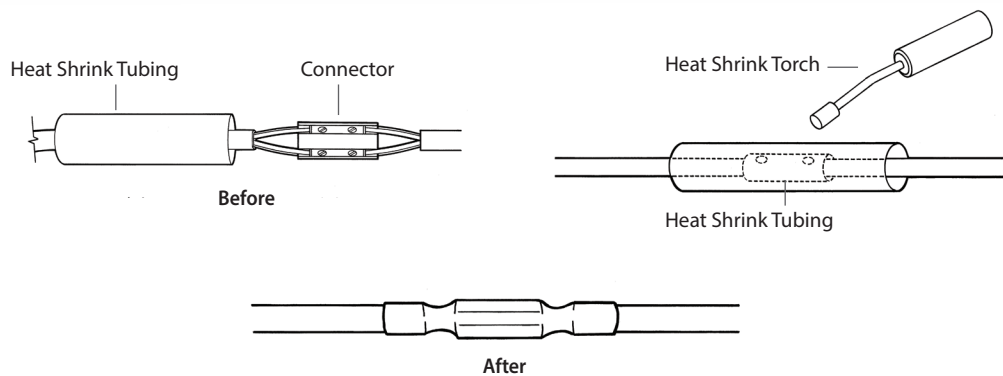
## DUAL RATED BUTT SPLICE KITS – FOR DIRECT BURIAL

- UL Listed for direct burial. File Number: E123896.
- Labor Savings! Obsoletes messy, two part Splice Kits.
- Accommodates UF Cables sizes: 14/3 without ground minimum, 8/3 without ground maximum.
- 600 Volts maximum, 105°C (221°F) temperature rating.
- Meets the requirements of the 2014 National Electrical Code: Articles 110.14(B), 300.5(E) and 300.50(D).



The UF Cable Splice Kit includes one (1) 4-position mechanical connector and one piece of heat shrink tubing to splice and insulate 14 AWG to 8 AWG UF Cable.

By using Thick Wall Heat Shrink Tubing with sealant and the mechanical connector, the repair of UF Cable is a quick, easy and reliable process. No epoxies, tape or separate mastics are required.



Catalog Number	UPC Number	Description	Order Unit	Unit Qty	Unit Pkg	Units/Case	TL Case Qty	Min Order Qty	MM Req	Ship Wt (Lbs)
UFC2B	10711	UF Cable Splice Kit – for Direct Burial: Accommodates Cable Sizes – 14/3 without Ground (minimum), 8/3 without Ground (maximum)	EA	1	BG	24	24	1	No	6

**UNITS OF MEASURE KEY**

Order Unit: The Unit to be ordered; Order Qty: Number of pieces in each Unit; Unit Pkg: Packaging types - BG (Bag), BX (Box), BN (Bulk); Units/Case: Unit packages contained in the Case; TL Case Qty: The total number of items in each Master Case; Min Order Qty: The smallest Unit that can be ordered; MM Req: Must order multiples of the Unit in the stated quantities; Ship Wt (Lbs): Total weight of the units per carton

Specifications subject to change without prior notice.

[www.engproducts.com](http://www.engproducts.com)

5401 SMETANA DRIVE | MINNETONKA, MN 55343

P 800.336.1976 | F 800.336.2801

Made in the USA. Complies with the American Recovery and Reinvestment Act – Buy American Provision.



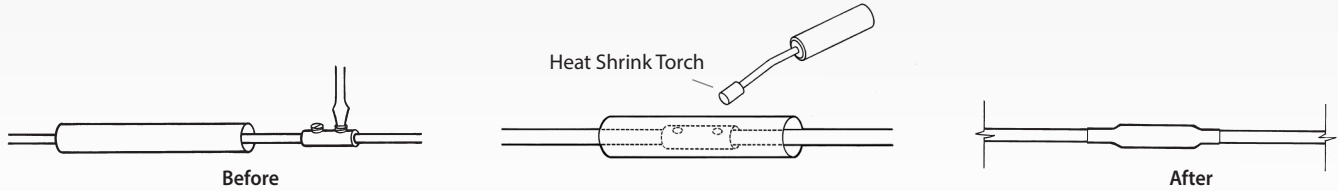
**ENGINEERED PRODUCTS CO.**

# SPLICE KITS

## COPPER BUTT SPLICE KITS

- UL Listed. File Number: E103228.
- Labor Savings! Designed to simplify splicing discreet copper conductors.
- Sizes: 14 AWG to 2 AWG.
- BSK series is rated for 600 Volts maximum, 105°C (221°F) temperature rating.
- Meets the requirements of the 2014 National Electrical Code: Articles 110.14(B), 300.5(E) and 300.50(D).

BSK Splice Kits include a mechanical butt splice connector and an 8-inch piece of thick wall heat shrink tubing to create a fully insulated butt splice.

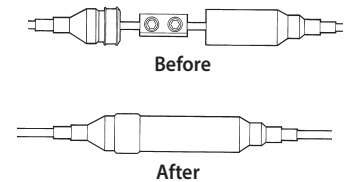



Catalog Number	UPC Number	Description	Order Unit	Unit Qty	Unit Pkg	Units/Case	TL Case Qty	Min Order Qty	MM Req	Ship Wt (Lbs)
BSK1	10705	Butt Splice Kit: 14 AWG to 8 AWG Assembled - includes one (1) Butt Splice and one (1) Heat Shrink Tube	EA	1	BG	24	24	1	No	2
BSK2	10706	Butt Splice Kit: 14 AWG to 8 AWG Assembled - includes three (1) Butt Splices and three (3) Heat Shrink Tubes	EA	1	BG	24	24	1	No	2
BSK3	10708	Butt Splice Kit: 8 AWG to 2 AWG Assembled - includes one (1) Butt Splice and one (1) Heat Shrink Tube	EA	1	BG	24	24	1	No	2
BSK4	10709	Butt Splice Kit: 8 AWG to 2 AWG Assembled - includes three (3) Butt Splices and three (1) Heat Shrink Tubes	EA	1	BG	24	24	1	No	2

## SELF SEALING UF SPLICE KIT – FOR DIRECT BURIAL

- UL Listed for direct burial. File Number: E123896.
- Labor Savings! Simplifies the assembly of a moisture resistant splice.
- Protects electrical connections and allows for re-entry if needed.
- Eliminates use of epoxies, tape or mastics.
- 600 Volts maximum, 105°C (221°F) temperature rating.
- Meets the requirements of the 2014 National Electrical Code: Articles 110.14(B), 300.5(E) and 300.50(D).

The uniquely designed interference fit cover enables direct burial of UF Cable to be a quick and reliable process. The kit includes a mechanical connector, silicone lubricant and the interference fit covers. Accommodates 14 AWG to 8 AWG wire sizes.



Catalog Number	UPC Number	Description	Order Unit	Unit Qty	Unit Pkg	Units/Case	TL Case Qty	Min Order Qty	MM Req	Ship Wt (Lbs)
UFC3/4	10703	Self Sealing UF Splice Kit – for Direct Burial: Accommodates Cable Sizes – 14/3 without Ground (minimum), 8/3 with Ground (maximum)	EA	1	BG	24	24	1	No	10

### UNITS OF MEASURE KEY

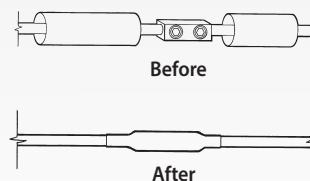
Order Unit: The Unit to be ordered; Order Qty: Number of pieces in each Unit; Unit Pkg: Packaging types - BG (Bag), BX (Box), BN (Bulk); Units/Case: Unit packages contained in the Case; TL Case Qty: The total number of items in each Master Case; Min Order Qty: The smallest Unit that can be ordered; MM Req: Must order multiples of the Unit in the stated quantities; Ship Wt (Lbs): Total weight of the units per carton

Specifications subject to change without prior notice.

### DUAL RATED BUTT SPLICE KITS – FOR DIRECT BURIAL

- Eliminates expensive crimping tools when splicing aluminum or copper conductors for direct burial.
- UL Listed components.
- 600 Volts maximum, 105°C (221°F) temperature rating.
- For use with aluminum and copper conductors.
- Meets the requirements of the 2014 National Electrical Code: Articles 110.14(B), 300.5(E) and 300.50(D).

The kits include a pair of thick wall heat shrink tubing (2 pieces) and one (1) mechanical connector. Popular splicing applications include repair and/or extending type USE Cable.

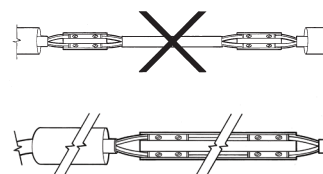


Catalog Number	UPC Number	Description	Order Unit	Unit Qty	Unit Pkg	Units/Case	TL Case Qty	Min Order Qty	MM Req	Ship Wt (Lbs)
DRBSK	11499	Dual Rated Butt Splice Kit: 8 AWG to 4 AWG Assembled	EA	1	BG	24	24	1	No	10
DRBSK1	11500	Dual Rated Butt Splice Kit: 2 AWG to 1/0 AWG Assembled	EA	1	BG	24	24	1	No	1
DRBSK3	11501	Dual Rated Butt Splice Kit: 2/0 AWG to 250 MCM Assembled	EA	1	BG	24	24	1	No	10

### UF STRETCHER KITS – FOR DIRECT BURIAL

- UL Listed for direct burial. File Number: E123896.
- Labor Savings! Includes one 11.5" mechanical connector that eliminates the need to use two (2) UF Cable Splice Kits (P/N: UFC2B) and a short piece of cable when repairing a longer section of damaged UF Cable.
- 600 Volts maximum, 105°C (221°F) temperature rating.
- Meets the requirements of the 2014 National Electrical Code: Articles 110.14(B), 300.5(E) and 300.50(D).

Simplify UF Cable repairs after a trencher or backhoe has damaged or destroyed a 7" to 10" section of UF Cable. Utilize our Thick Wall Heat Shrink Tubing with sealant to make a quick and reliable repair. Eliminates epoxies, tapes or separate mastics and creates a waterproof splice. The kit includes one (1) 4-position 11.5" connector and one (1) piece of heat shrink tubing. Designed to splice and insulate 14 AWG to 8 AWG UF Cable.



Catalog Number	UPC Number	Description	Order Unit	Unit Qty	Unit Pkg	Units/Case	TL Case Qty	Min Order Qty	MM Req	Ship Wt (Lbs)
UF52	10714	UF Stretcher Kit – for Direct Burial: Accommodates Cable Sizes – 14/3 without Ground (minimum), 8/3 without Ground (maximum)	EA	1	BG	12	12	1	No	12

**UNITS OF MEASURE KEY**

Order Unit: The Unit to be ordered; Order Qty: Number of pieces in each Unit; Unit Pkg: Packaging types - BG (Bag), BX (Box), BN (Bulk); Units/Case: Unit packages contained in the Case; TL Case Qty: The total number of items in each Master Case; Min Order Qty: The smallest Unit that can be ordered; MM Req: Must order multiples of the Unit in the stated quantities; Ship Wt (Lbs): Total weight of the units per carton

Specifications subject to change without prior notice.

# HEAT SHRINK TUBING

## THICK WALL HEAT SHRINK TUBING – FOR DIRECT BURIAL

- UL Listed for direct burial. File Number: E123896.
- Meets the requirements of the 2014 National Electrical Code: Articles 110.14(B), 300.5(E) and 300.50(D).
- Installs and shrinks easily for labor savings. Most effective when insulating over large transitions.
- 3:1 Shrink ratio enables wider cable range and fewer tubing sizes.
- Excellent abrasion, corrosion and environmental resistance properties.
- UV and fungi resistant.



Thick Wall Heat Shrink Tubing (HST) is used to dielectrically insulate and encapsulate electrical connections. The HST internal coating has an adhesive and sealant that melts when the tubing is heated to provide a moisture and soil resistant seal. The standard color is black.


Catalog Number	UPC Number	Description	Order Unit	Unit Qty	Unit Pkg	Units/Case	TL Case Qty	Min Order Qty	MM Req	Ship Wt (Lbs)
HST1410	10170	<b>Heat Shrink Tubing:</b> Conductor Size – 14 AWG to 10 AWG, Shrink Range – .36-Inch to .12-Inch; Includes Six (6) 8-Inch Pieces per Package	BG	6	BG	12	72	6	Yes	5
HST84	10171	<b>Heat Shrink Tubing:</b> Conductor Size – 6 AWG to 2 AWG, Shrink Range – .75-Inch to .24-Inch; Includes Six (6) 8-Inch Pieces per Package	BG	6	BG	12	72	6	Yes	7
HST23/0	10172	<b>Heat Shrink Tubing:</b> Conductor Size – 1/0 AWG to 3/0 AWG, Shrink Range – 1.10-Inch to .35-Inch; Includes Six (6) 8-Inch Pieces per Package	BG	6	BG	12	72	6	Yes	9
HST2/0300	10173	<b>Heat Shrink Tubing:</b> Conductor Size – 2/0 AWG to 350 MCM, Shrink Range – 1.50-Inch to .47-Inch; Includes Four (4) 8-Inch Pieces per Package	BG	4	BG	12	72	6	Yes	10
HST300650	10174	<b>Heat Shrink Tubing:</b> Conductor Size – 250 MCM to 500 MCM, Shrink Range – 2.0-Inch to .63-Inch; Includes Three (3) 12-Inch Pieces per Package	BG	3	BG	12	72	6	Yes	13

## BULK THICK WALL HEAT SHRINK TUBING – FOR DIRECT BURIAL

Our Bulk Heat Shrink Tubing is used for direct burial and is the same quality tubing as our popular packaged HST Thick Wall Tubing. Available in cut lengths from 2" up to 48".

Please specify the length by adding the correct length in inches to the end of the part number. Example: One (1) 13" piece of 14 AWG to 10 AWG tubing; E00-902-013.

**Note:** All Bulk Tubing is quoted per inch.



Catalog Number	UPC Number	Description	Order Unit	Unit Qty	Unit Pkg	Units/Case	TL Case Qty	Min Order Qty	MM Req	Ship Wt (Lbs)
<b>Conductor Size: 1 AWG / 3/0 AWG</b>										
E00-901-0__*	n/a	<b>Thick Wall Tubing</b>	EA	1	BN	0	0	1	No	1
E00-901-005	13911	<b>Thick Wall Tubing:</b> One (1) 5 Inch Piece	EA	1	BN	0	0	1	No	1
E00-901-006	13912	<b>Thick Wall Tubing:</b> One (1) 6 Inch Piece	EA	1	BN	0	0	1	No	1
E00-901-008	13913	<b>Thick Wall Tubing:</b> One (1) 8 Inch Piece	EA	1	BN	0	0	1	No	1
E00-901-009	13914	<b>Thick Wall Tubing:</b> One (1) 9 Inch Piece	EA	1	BN	0	0	1	No	1
E00-901-010	13915	<b>Thick Wall Tubing:</b> One (1) 10 Inch Piece	EA	1	BN	0	0	1	No	1
E00-901-012	13916	<b>Thick Wall Tubing:</b> One (1) 12 Inch Piece	EA	1	BN	0	0	1	No	1
E00-901-024	13918	<b>Thick Wall Tubing:</b> One (1) 24 Inch Piece	EA	1	BN	0	0	1	No	1
E00-901-036	13919	<b>Thick Wall Tubing:</b> One (1) 36 Inch Piece	EA	1	BN	0	0	1	No	1
E00-901-048	13920	<b>Thick Wall Tubing:</b> One (1) 48 Inch Piece	EA	1	BN	0	0	1	No	1

### UNITS OF MEASURE KEY

**Order Unit:** The Unit to be ordered; **Order Qty:** Number of pieces in each Unit; **Unit Pkg:** Packaging types - BG (Bag), BX (Box), BN (Bulk); **Units/Case:** Unit packages contained in the Case; **TL Case Qty:** The total number of items in each Master Case; **Min Order Qty:** The smallest Unit that can be ordered; **MM Req:** Must order multiples of the Unit in the stated quantities; **Ship Wt (Lbs):** Total weight of the units per carton

Specifications subject to change without prior notice.

Catalog Number	UPC Number	Description	Order Unit	Unit Qty	Unit Pkg	Units/Case	TL Case Qty	Min Order Qty	MM Req	Ship Wt (Lbs)
<b>Conductor Size: 14 AWG / 10 AWG</b>										
E00-902-0__*	n/a	Thick Wall Tubing	EA	1	BN	0	0	1	No	1
E00-902-006	13925	Thick Wall Tubing: One (1) 6 Inch Piece	EA	1	BN	0	0	1	No	1
E00-902-008	13926	Thick Wall Tubing: One (1) 8 Inch Piece	EA	1	BN	0	0	1	No	1
E00-902-009	13927	Thick Wall Tubing: One (1) 9 Inch Piece	EA	1	BN	0	0	1	No	1
E00-902-012	13928	Thick Wall Tubing: One (1) 12 Inch Piece	EA	1	BN	0	0	1	No	1
E00-902-024	13929	Thick Wall Tubing: One (1) 24 Inch Piece	EA	1	BN	0	0	1	No	1
E00-902-048	13931	Thick Wall Tubing: One (1) 48 Inch Piece	EA	1	BN	0	0	1	No	1
<b>Conductor Size: 6 AWG / 2 AWG</b>										
E00-903-0__*	n/a	Thick Wall Tubing	EA	1	BN	0	0	1	No	1
E00-903-006	13937	Thick Wall Tubing: One (1) 6 Inch Piece	EA	1	BN	0	0	1	No	1
E00-903-008	13938	Thick Wall Tubing: One (1) 8 Inch Piece	EA	1	BN	0	0	1	No	1
E00-903-009	13939	Thick Wall Tubing: One (1) 9 Inch Piece	EA	1	BN	0	0	1	No	1
E00-903-010	13940	Thick Wall Tubing: One (1) 10 Inch Piece	EA	1	BN	0	0	1	No	1
E00-903-012	13941	Thick Wall Tubing: One (1) 12 Inch Piece	EA	1	BN	0	0	1	No	1
E00-903-024	13943	Thick Wall Tubing: One (1) 24 Inch Piece	EA	1	BN	0	0	1	No	1
E00-903-048	13945	Thick Wall Tubing: One (1) 48 Inch Piece	EA	1	BN	0	0	1	No	1
<b>Conductor Size: 2/0 AWG / 350 MCM</b>										
E00-904-0__*	n/a	Thick Wall Tubing	EA	1	BN	0	0	1	No	1
E00-904-006	13949	Thick Wall Tubing: One (1) 6 Inch Piece	EA	1	BN	0	0	1	No	1
E00-904-008	13950	Thick Wall Tubing: One (1) 8 Inch Piece	EA	1	BN	0	0	1	No	1
E00-904-009	13951	Thick Wall Tubing: One (1) 9 Inch Piece	EA	1	BN	0	0	1	No	1
E00-904-012	13952	Thick Wall Tubing: One (1) 12 Inch Piece	EA	1	BN	0	0	1	No	1
E00-904-024	13953	Thick Wall Tubing: One (1) 24 Inch Piece	EA	1	BN	0	0	1	No	1
E00-904-030	13954	Thick Wall Tubing: One (1) 30 Inch Piece	EA	1	BN	0	0	1	No	1
E00-904-048	13955	Thick Wall Tubing: One (1) 48 Inch Piece	EA	1	BN	0	0	1	No	1
<b>Conductor Size: 250 MCM / 500 MCM</b>										
E00-905-0__*	n/a	Thick Wall Tubing	EA	1	BN	0	0	1	No	1
E00-905-006	13957	Thick Wall Tubing: One (1) 6 Inch Piece	EA	1	BN	0	0	1	No	1
E00-905-008	13958	Thick Wall Tubing: One (1) 8 Inch Piece	EA	1	BN	0	0	1	No	1
E00-905-009	13959	Thick Wall Tubing: One (1) 9 Inch Piece	EA	1	BN	0	0	1	No	1
E00-905-012	13960	Thick Wall Tubing: One (1) 12 Inch Piece	EA	1	BN	0	0	1	No	1
E00-905-024	13963	Thick Wall Tubing: One (1) 24 Inch Piece	EA	1	BN	0	0	1	No	1
E00-905-048	13965	Thick Wall Tubing: One (1) 48 Inch Piece	EA	1	BN	0	0	1	No	1

## HEAT SHRINK TORCH

Recommended for shrinking Thick Wall Heat Shrink Tubing and for use with all our Splice Kits. The trigger-start ignition starts fast and easy. Features a fully adjustable regulator valve and air inlet port for adjustable flame settings. Connects directly to a standard 14.1 propane tank (not included).



Catalog Number	UPC Number	Description	Order Unit	Unit Qty	Unit Pkg	Units/Case	TL Case Qty	Min Order Qty	MM Req	Ship Wt (Lbs)
HST-T1	12200	Heat Shrink Torch	EA	1	BX	20	20	1	No	22

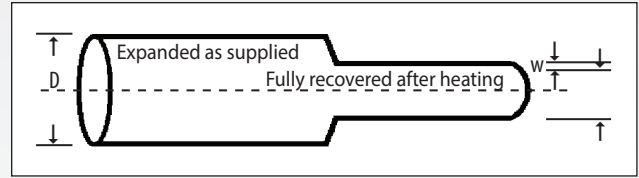
### UNITS OF MEASURE KEY

**Order Unit:** The Unit to be ordered; **Order Qty:** Number of pieces in each Unit; **Unit Pkg:** Packaging types - BG (Bag), BX (Box), BN (Bulk); **Units/Case:** Unit packages contained in the Case; **TL Case Qty:** The total number of items in each Master Case; **Min Order Qty:** The smallest Unit that can be ordered; **MM Req:** Must order multiples of the Unit in the stated quantities; **Ship Wt (Lbs):** Total weight of the units per carton

Specifications subject to change without prior notice.

# HEAT SHRINK TUBING

Refer to the table shown below to select the Heat Shrink Tubing size which will shrink to fit snugly over the component to be covered. If recovery is restricted the resulting wall thickness will be less than specified.



## DIMENSIONS

Part Number	Expanded		Recovered		Wall Thickness (NOM) W		Application Range for General Use		600 / 1000 V Single Conductor Size
	Internal Diameter (MIN) D		Internal Diameter (MAX) d						
	Inches	MM	Inches	MM	Inches	MM	Inches	MM	AWG / MCM
HST1410	0.35	8.9	0.12	3.0	0.07	1.8	.15 - .3	3.5 - 8	#14 - #10
HST84	0.75	19.1	0.24	6.1	0.12	3.0	.25 - .65	6.5 - 16.5	#6 - #2
HST23/0	1.10	27.9	0.35	8.9	0.12	3.0	.4 - .95	10 / 24	#1 - 3/0
HST2/0300	1.50	38.1	0.47	11.9	0.14	3.6	.5 - 1.4	13 - 35	2/0 - 350
HST300650	2.0	50.8	0.63	16	0.14	3.6	.7 - 1.75	17.5 - 44	250 - 500

## SPECIFICATIONS

Property	Typical Performance
<b>Physical</b>	
Tensile Strength	2100 psi (14.5 MPa)
Specific Gravity	1.1
Heat Shock (4 hrs at 225°C (437°F))	No cracking or flowing
Low Temperature Flexibility (4 hrs at -55°C (-67°F))	No cracking
<b>Electrical</b>	
Dielectric Strength	500 V/Mil (20kV/mm)
Dielectric Voltage Withstand (2500 V, 60 Hz, 1 min)	No breakdown, 24kV-1 min, 15kV-4 hrs
Volume Resistivity	10 <sup>16</sup> ohm-cm
<b>Chemical</b>	
Fluid Resistance	Good to Excellent
Copper Corrosion	No corrosion
Water Absorption	0.1%
Fungus Resistance	No growth
<b>Adhesive</b>	
Adhesive Softening Point	92°C (197°F) +/- 5°C (41°F)
Adhesive Lap Shear	125 psi (0.875 MPa)
Adhesive Blocking (30°C (86°F))	No blocking
Water Penetration	No penetration after 236 hrs (min) of continuous immersion

Specifications subject to change without prior notice.

E02-004-001 E2 (7/14-SP)  
©2014 Engineered Products Company. All Rights Reserved.

[www.engproducts.com](http://www.engproducts.com)

5401 SMETANA DRIVE | MINNETONKA, MN 55343

P 800.336.1976 | F 800.336.2801

Made in the USA. Complies with the American Recovery and Reinvestment Act – Buy American Provision.

**ENGINEERED  
PRODUCTS CO.**