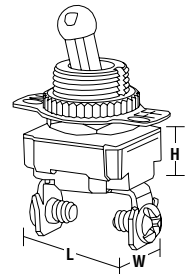


Medium & Light-Duty Toggle Switches

- Great for household appliances and equipment
- Bat toggle switch, 774007, is ideal for battery-powered equipment including trimmers and lawn mowers
- Wire leads are #18 AWG, 6 in. stripped wire
- 1/2 in. diameter mounting hole

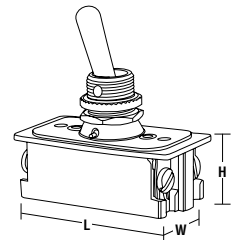


Product	Description	Poles	Circuitry	Termination Style	No. of Terminals	Rating	Dimensions (L" x W" x H")	Cat. No.
	Bat Toggle with On-Off Faceplate	SPST	On-Off	Screw	2	6 Amps 120 VAC, 3 Amps 240 VAC	.69 x .55 x .34	774017
			On-Off	Wire Leads	2	4 Amps 250VAC/DC, 8 Amps 125VAC/DC, 10 Amps 125 VAC, 1/3 HP 125 VAC	.98 x .64 x .62	774018
	Bat Toggle*		On-Term Ground	Spade	1	21 Amps 14 VDC	.69 x .55 x .34	774007
	Short Ball Toggle Switch	SPST	On-Off	Wire Leads	2	6 Amps 125 VAC, 3 Amps 250 VAC	.89 x .47 x .55	774002

*DC rating not CSA or RU listed.

Extra Heavy-Duty AC/DC Toggle Switches

- The switch that can handle your heavy-duty requirements
- Quick-make/quick-break type switches are ideal for DC voltage applications
- Perfect for industrial motor control, with its sturdy metal construction and stiff actuation force, it will withstand the abuses of virtually any application



Product	Description	Poles	Circuitry	Termination Style	No. of Terminals	Rating			Dimensions (L" x W" x H")	Cat. No.
						Amps 125 VAC	Amps 227 Vac	HP 125-250 VAC		
	Heavy-Duty Toggle Switch	DPST	On-Off	Screw	4	16	8	1	1.75 x .84 x .76	774096
						20	10	1-1/2	2.09 x 1.00 x .90	774097



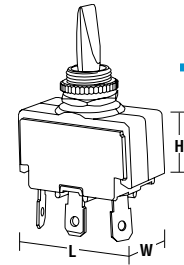
Toggle Switch Accessories

- These neoprene covers are great for outdoor and other environmentally tough conditions. They screw onto toggle switches to protect switches from moisture, dust and dirt.
- Nickel indicator plate fits easily on most toggle switches to identify the On-Off positions

Product	Description	Mounting	Dimensions	Qty./Card	Cat. No.
	Toggle Switch Cover	15/32 - 32 NS-2B	.93 Height x .62 Base Dia.	2	774020
	Push Button Switch Cover (Clear)	3/8 - 27 NS-2B	.59 Height x .60 Base Dia. x .34 I.D.	2	774117

Double Insulated Plastic Toggle Switches

- Great for outdoor, marine/recreational equipment, automotive and weather resistant applications
- Double-insulated with an internal "O" ring design for moisture and dust resistance
- 1/2 in. diameter mounting hole

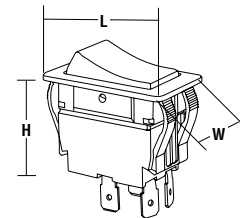


Product	Description	Poles	Circuitry	Termination Style	No. of Terminals	Rating		Dimensions (L" x W" x H")	Cat. No.
						Amps 125 VAC	Amps 250 VAC		
	Double Insulated, Plastic Toggle Switch	SPST	On-Off	Screw	2	20	10	1.37 x .76 x .94	774019
		SPDT	(On)-Off-(On)	Spade	3				774004BK†
		DPDT	(On)-Off-(On)	Spade	6				774006

() Denotes momentary action †Bulk Package of 100

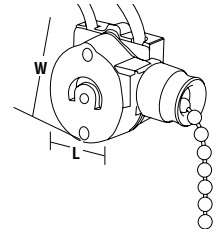
Full-Size Rocker Switches

- For commercial appliances, industrial controls, automotive and marine applications
- Moisture- and dust-resistant
- Suitable for low-voltage DC applications
- Recommended .830 in. x 1.450 in. mounting hole, .125 in. panel thickness
- Operating temperature: 32°F to 185°F (0°C to 85°C)



Product	Description	Poles	Circuitry	Termination Style	No. of Terminals	Rating			Dimensions (L" x W" x H")	Cat. No.
						Amps 125 VAC	Amps 227 Vac	HP 110-250 VAC		
	Black Rocker Switch	SPST	On-Off	Spade	2	20	15	2	1.70 x .97 x 1.09	774045
	Black Rocker Switch	DPDT	On-Off-On	Spade	6	20	15	2	1.70 x .97 x 1.09	774040 774040BK†
	Red Lighted Rocker Switch***	DPST	On-Off	Spade	4	15	10*	3/4**	1.70 x .97 x 1.09	774056

*** *Amps 250 VAC **HP 125-250VAC †Bulk package of 100



Lever & Pull Chain Switches

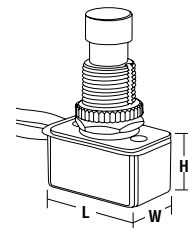
- Use for ceiling fixtures, lamps and fans
- Wire leads are #18 AWG, 6 in. stripped wire
- Push in connectors for #18 AWG wire
- 13/32 in. diameter mounting hole

Product	Description	Pull-Chain Color	Poles	Circuitry	Termination Type	Circuit	Rating			Dimensions (L" x W" x H")	Cat. No.
							Amps 125 VAC	Amps 250 Vac	Amps 125 VL		
	All-Angle Lever Switch*	Nickel	SPST	On-Off	Wire Leads	2 Pos - 2 Wire	6	3	—	1.50 x 1.28 x .50	774035
	Pull Chain	Nickel	SPST	On-Off	Wire Leads	2 Pos - 2 Wire	6	3	3	.92 x .88 x .67	774031
	Pull Chain	Brass	SPST	On-Off	Wire Leads	2 Pos - 2 Wire	6	3	3	.92 x .88 x .67	774032
	3-Speed Pull Chain*	Brass	SPTT	Off-On-On-On	Push-In	4 Pos - 4 Wire	6	3	—	1.43 x 1.25 x .73	774034
	3-Speed Pull Chain	Brass	SPTT	Off-On(A)-On(B)-On(A+B)	Wire Leads	4 Pos - 3 Wire	6	3	—	.87 x 1.05 x .65	774037

cRU^{us} *RU[®]

Push-Button Switches

- Great for household appliances, lamps and motor controls
- Available in normally open, normally closed and standard On-Off circuitry
- Wire leads are #18 AWG, 6 in. stripped wire
- 1/2 in. diameter mounting hole

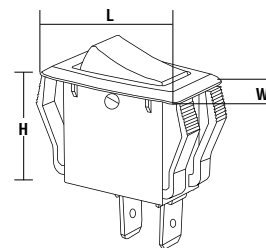


Product	Description	Actuator	Poles	Circuitry	Termination Style	No. of Terminals	Ratings	Dimensions (L" x W" x H")	Cat. No.
	Momentary Contact Push-Button Switch	Black Plastic	SPST NO	(On)-Off	Screw	2	6 Amp 120 VAC, 3 Amp 240 VAC	.88 x .54 x .35	774022
	Maintained Contact Push-Button Switch	Black Plastic	SPST	On-Off	Wire Leads	2	8 Amp 125 VAC/DC, 4 Amp 250 VAC/DC, 10 Amp 125 VAC, 1/3 HP 125	.98 x .64 x .62	774021
	Momentary Contact Push-Button Switch**	Nickel Plated	SPST NO	(On)-Off	Screw	2	15 Amp 125 VAC, 10 Amp 250 VAC	1.38 x .58 x .60	774085

**RU[®] cRU^{us} () Denotes momentary action

Appliance Rocker Switches

- Great for home appliances, computer equipment, automotive and industrial controls
- Appliance Rockers fit standard .55 in. x 1.12 in. panel cut outs
- Miniature Rockers fit .520 in. x .776 in. panel cut outs
- Plain and lighted versions available
- Operating temperature: 32°F to 185°F (0°C to 85°C)

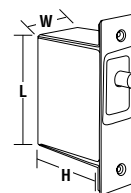


Product	Description	Rocker	Poles	Circuitry	Termination Style	No. of Terminals	Ratings	Dimensions (L" x W" x H")	Cat. No.
	Appliance Rocker Switch	Black	SPST	On-Off	Spade	2	16 Amp 1/3 HP 125 VAC, 10 Amp 1/2 HP 250 VAC	1.24 x .68 x .77	774038
			SPDT	On-On	Spade	3			774049BK†
			SPDT	On-Off-On	Spade	3			774059
									774059BK†
	Appliance Rocker Switch	Red Lighted	SPST	On-Off	Spade	3*	16 Amp 1/3 HP 125 VAC, 10 Amp 1/2 HP 250 VAC	1.24 x .68 x .77	774039

cRU[®] †Bulk Package of 100 *3rd terminal to power lighted rocker

Door & Slide Switches

- Standard slide switch fits 9/16 in. x 7/8 in. opening
- Door switches are great for closets, turning the light on when the door is open and off when it is closed
- Door switch kit comes with metal box, cover plate and mounting hardware

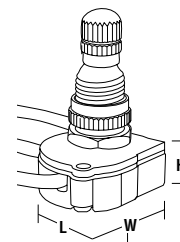


Product	Description	Color	Poles	Circuitry	Termination Style	Ratings	Dimensions (L" x W" x H")	Cat. No.
	AC/DC Door Switch Kit	White Button	SPST	Normally On-(Off)	Wire Leads	10 Amp 1/3 HP 125/250VAC	1.25 x 2.75 x 2.0	774026K
	Door Replacement Switch	White Button	SPST	Normally On-(Off)	Wire Leads	10 Amp 1/3 HP 125/250VAC	1.17 x .69 x .98	774026BK†

RU[®] cRU[®] () Denotes momentary action †Bulk package of 25

Rotary Switches

- Rotary switches are perfect for household appliances, ceiling fixtures and lamps
- Single or three-position switches available
- #18 AWG, 6 in. stripped wire leads



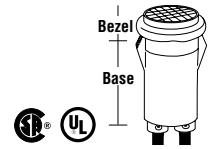
Product	Description	Color	Poles	Circuitry	Termination Style	Ratings	Dimensions (L" x W" x H")	Cat. No.
	Rotary Switch	Brass Plated	SPST	On-Off	Wire Leads	6 Amp 125VAC, 3 Amp 250VAC	.97 x .80 x .39	774061
	3-Way Rotary Switch	Brass Plated	SPTT	Off-On(A)-On(B)-On(A+B)	Wire Leads	6 Amp 125VAC, 3 Amp 250VAC	.86 x 1.03 x .34	774062

Indicator Light Part No. System

Series	Voltage	Color	Mounting Diameter Lens Style	Terminators
77	5 - 14V	1 - Red	1 - 1/2 in. Raised	1 - 6 in. Wire Leads
	6 - 28V	2 - Green	2 - 1/2 in. Flush	2 - .187 in. Spade
	7 - 125V	3 - Amber	3 - 5/16 in. Flush	—
	8 - 250V	4 - Blue	—	—
	—	5 - Clear	—	—

Flush Indicator Lights

- Nylon body with flush transparent polycarbonate lens and stainless steel bezel, 94V-2 flammability rating
- 6 in. wire leads, 1/2 in. mounting diameter
- Lamp voltage is AC/DC
- Operating Temperature: Nylon Body: 140°C
Polycarbonate lens: 135°C



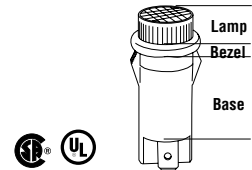
Product	Description	Lens Color	Lamp Voltage	Watts	Amp Rating	Average Life (hrs.)	Lamp Type	Termination Style	Height (Base" x Bezel")	Cat. No.
	Flush Indicator Light	Red	125V	1/3	2mA Max.	25,000	Neon	6" Wire Leads	.91 x .10	777121* 777121BK†
	Flush Indicator Light	Green	125V	1/3	2mA Max.	15,000	Neon	6" Wire Leads	.91 x .10	777221 777221BK†
	Flush Indicator Light	Amber	125V	1/3	2mA Max.	25,000	Neon	6" Wire Leads	.91 x .10	777321 777321BK†

*VDE certified

†Bulk Package of 100

Raised Indicator Lights

- Nylon body with raised transparent polycarbonate lens and stainless steel bezel, 94V-2 flammability rating
- 1/2 in. mounting diameter
- Lamp voltage is AC/DC
- Operating Temperature: Nylon Body: 140°C
Polycarbonate lens: 135°C



Product	Description	Lens Color	Lamp Voltage	Watts	Amp Rating	Average Life (hrs.)	Lamp Type	Termination Style	Height (Base" x Bezel")	Cat. No.
	Raised Indicator Light	Red	14V	1.2	.08	50,000	Incandescent	6" Wire Leads	.91 x .10 x .20	775111*
		Red	28V	1.2	.04	25,000	Incandescent	6" Wire Leads	.91 x .10 x .20	776111*
		Green	28V	1.2	.04	25,000	Incandescent	6" Wire Leads	.91 x .10 x .20	776211*
		Amber	28V	1.2	.04	25,000	Incandescent	6" Wire Leads	.91 x .10 x .20	776311*
		Red	125V	1/3	2mA Max.	25,000	Neon	6" Wire Leads	.91 x .10 x .20	777111*
		Green	125V	1/3	2mA Max.	15,000	Neon	6" Wire Leads	.91 x .10 x .20	777211*
		Amber	125V	1/3	2mA Max.	25,000	Neon	6" Wire Leads	.91 x .10 x .20	777311*
		Red	250V	1/2	2mA Max.	25,000	Neon	6" Wire Leads	.91 x .10 x .20	778111*
	Raised Indicator Light	Green	28V	1.2	.04	25,000	Incandescent	.187" Spade	1.09 x .10 x .20	776212BK†
		Amber	28V	1.2	.04	25,000	Incandescent	.187" Spade	1.09 x .10 x .20	776312BK†
		Red	125V	1/3	2mA Max.	25,000	Neon	.187" Spade	1.09 x .10 x .20	777112 776112BK†
		Green	125V	1/3	2mA Max.	15,000	Neon	.187" Spade	1.09 x .10 x .20	777212 777212BK†

*VDE certified

†Bulk Package of 100