

Nonmetallic Sheathed and Service Entrance Cable Connectors

Nonmetallic Sheathed Cable * Connector With Cam Lock

Applications

- To ground and secure nonmetallic sheathed cable to boxes and enclosures.

Features

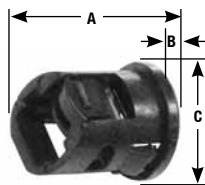
- Positive-stop locking action.
- Used with 14-2, 12-2 and 10-2 (with or without ground).

Standard Material

- Thermoplastic

Certifications and Compliances

- UL Standard: 514B
- UL Listed: E23237
- NEMA: FB-1



Nonmetallic Sheathed Cable and Service Entrance Cable * Connectors

Applications

- To ground and secure nonmetallic sheathed and service entrance cable to boxes and enclosures.

Features

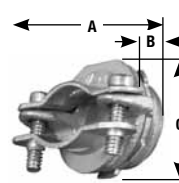
- Furnished with locknut.
- Male hub threads — NPS.

Standard Material/Finish

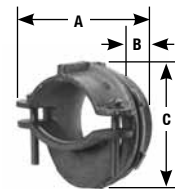
- Malleable iron

Certifications and Compliances

- UL Standard: 514B
- UL Listed: E23237
- CSA Standard: C22.2 No. 18.3
- CSA Certified: 065178
- NEMA: FB-1



15233



15237

Catalog Number	Trade Size (Inches)	Dimensions in Inches/Millimeters			Weight Lbs./Kgs. Per 100
		A	B	C	
A-1 †	1/2	1.09/27.7	0.13/3.3	1.00/25.4	1.30/0.59

Catalog Number	Trade Size (Inches)	Cable Opening (In./Mm)		Dimensions in Inches/Millimeters			Weight Lbs./Kgs. Per 100
		Max.	Min.	A	B	C	
15233	3/4	0.74/18.8	0.44/11.2	0.66/16.8	0.44/11.2	1.81/46.0	14.40/6.53
15234	1	0.97/24.6	0.50/12.7	0.66/16.8	0.56/14.2	2.03/51.6	21.00/9.53
15235	1-1/4	1.31/33.3	0.81/20.6	0.66/16.8	0.56/14.2	2.38/60.5	30.10/13.65
15236	1-1/2	1.59/40.4	0.81/20.6	0.81/20.6	0.75/19.1	2.63/66.8	53.00/24.04
15237	2	2.00/50.8	1.00/25.4	0.94/23.9	0.75/19.1	3.25/82.6	80.00/36.29

* Select connectors by physical dimensions of cable as dimensions may vary between manufacturers.

† Not CSA certified

Nonmetallic Sheathed and Service Entrance Cable Connectors

Nonmetallic Sheathed Cable and Service Entrance Cable ① Connectors

Applications

- To ground and secure nonmetallic sheathed and service entrance cable to boxes and enclosures.

Features

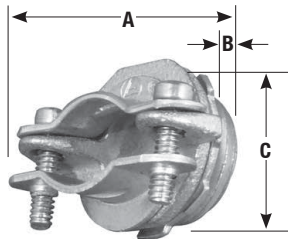
- Furnished with locknut.
- Male hub threads — NPS.

Standard Material

- Zinc diecast

Certifications and Compliances

- UL Standard: 514B
- UL Listed: E23237
- CSA Standard: C22.2 No. 18.3
- CSA Certified: 065178
- NEMA: FB-1



Flexible Conduit Size (Inches)	Cable Opening in Millimeters (Inches)		Dimensions in Millimeters (Inches)			Weight per 100 kg (lb)	Catalog Number
	Max.	Min.	A	B	C		
3/4	20.6 (0.81)	6.4 (0.25)	9.7 (0.38)	14.2 (0.56)	42.9 (1.69)	5.13 (11.30)	15233-DC
1	26.2 (1.03)	9.7 (0.38)	14.2 (0.56)	12.7 (0.50)	49.3 (1.94)	7.94 (17.50)	15234-DC
1-1/4	26.2 (1.03)	9.7 (0.38)	16.0 (0.63)	16.0 (0.63)	55.6 (2.19)	10.43 (23.00)	15235-DC

① Select connectors by physical dimensions of cable as dimensions may vary between manufacturers.

Armored Cable and Flexible Metal Conduit Connectors

Combination Coupling 3/8" Flexible Metal Conduit to 1/2" EMT

Applications

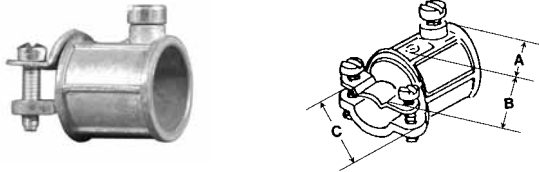
- To couple 3/8" flexible metal conduit to 1/2" EMT conduit.

Features

- Furnished with locknut.

Standard Material

- Zinc diecast



Catalog Number	Flexible Conduit Size (Inches)	Cable Opening (In./Mm)		Dimensions in Inches/Millimeters			Weight Lbs./Kgs. Per 100
		Max.	Min.	A	B	C	
TW38-50DC †	3/8	0.63/ 16.0	0.22/ 5.6	0.88/ 22.4	0.41/ 10.4	1.25/ 31.8	7.50/ 3.40

Armored Ground Wire and Nonmetallic Sheathed Cable * Connector

Applications

- To ground and secure armored ground wire and nonmetallic sheathed cable to boxes and enclosures.

Features

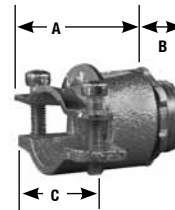
- Furnished with locknut.
- Male hub threads — NPS.

Standard Material


- Zinc diecast

Certifications and Compliances

- UL Standard: 514B
- UL Listed: E14813
- CSA Standard: C22.2 No. 18.3
- CSA Certified: 065178
- NEMA: FB-1



7287V



7230V

Catalog Number	Flexible Conduit Size (Inches)	Cable Opening (In./Mm)		Bushed Hole Diameter	Dimensions in Inches/Millimeters			Weight Lbs./Kgs. Per 100
		Max.	Min.		A	B	C	
7287V	1/2	0.94/ 23.9	0.41/ 10.4	0.59/ 14.9	1.09/ 27.7	0.41/ 10.4	1.88/ 47.8	17.00/ 7.71
7288V	1/2 (3/4" knockout)	0.94/ 23.9	0.59/ 14.9	0.78/ 19.8	1.09/ 27.7	0.44/ 11.2	1.88/ 47.8	19.00/ 8.62
7289V	3/4	1.13/ 28.7	0.72/ 18.3	0.78/ 19.8	1.16/ 29.5	0.50/ 12.7	2.06/ 52.3	19.00/ 8.62
7230V	3/8 (1/2" knockout)	0.63/ 16.0	0.34/ 8.6	—	0.63/ 16.0	0.44/ 11.2	1.00/ 25.4	7.00/ 3.18

* Select connectors by physical dimensions of cable as dimensions may vary between manufacturers.

† UL Listed and CSA Certification not applicable.

Armored Cable and Flexible Metal Conduit Connectors

Armored Cable * and Flexible Metal Conduit Duplex Connector

Applications

- To ground and secure two armored cables to boxes and enclosures.

Features


- Furnished with locknut.
- Male hub threads — NPS.

Standard Material/Finish

- Malleable iron/zinc electroplated

Certifications and Compliances

- UL Standard: 514B
- UL Listed: E14813
- CSA Standard: C22.2 No. 18.3
- CSA Certified: 065178
- NEMA: FB-1



Armored Cable * and Flexible Metal Conduit - 45° Connectors

Applications

- To ground and secure armored cable and flexible metal conduit to boxes and enclosures.

Features

- Furnished with locknut.
- Male hub threads — NPS.

Standard Material/Finish

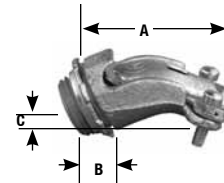
- Malleable iron/steel/zinc electroplated

Certifications and Compliances

- UL Standard: 514B
- UL Listed: E14813
- CSA Standard: C22.2 No. 18.3
- CSA Certified: 065178
- NEMA: FB-1



7247V



7245V, 7246V

Commercial Products

COMMERCIAL PRODUCTS: CORD AND CABLE FITTINGS

Catalog Number	Flexible Conduit Size (Inches)	Cable Opening (In./Mm)		Dimensions in Inches/Millimeters			Weight Lbs./Kgs. Per 100	
		Max.	Min.	Bushed Hole Dia.	A	B		C
7240V	3/8 (1/2" knockout)	0.63/16.0	0.34/8.6	0.41/10.4	0.97/24.6	0.47/11.9	1.75/44.5	21.00/9.53

Catalog Number	Flexible Conduit Size (Inches)	Cable Opening (In./Mm)		Dimensions in Inches/Millimeters			Weight Lbs./Kgs. Per 100	
		Max.	Min.	Bushed Hole Dia.	A	B		C
7245V	3/8 (1/2" knockout)	0.63/16.0	0.38/9.7	0.53/13.5	1.63/41.4	0.44/11.2	1.00/25.4	16.00/7.26
7246V †	1/2	0.94/23.9	0.81/20.6	0.53/13.5	1.69/42.9	0.44/11.2	1.25/31.8	22.50/10.21
7247V †	3/4	1.12/28.4	0.95/24.1	0.81/20.6	1.75/44.5	0.44/11.2	1.50/38.1	28.00/12.70

* Select connectors by physical dimensions of cable as dimensions may vary between manufacturers.

† UL Listed and CSA Certification not applicable.

Armored Cable and Flexible Metal Conduit Connectors

Armored Cable * and Flexible Metal Conduit - 90° Connectors

Applications

- To ground and secure armored cable and flexible metal conduit to boxes and enclosures.

Features

- Furnished with locknut.
- Male hub threads — NPS.
- Insulated throat version available.

Standard Material/Finish

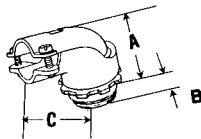
- Malleable iron/steel/zinc electroplated

Certifications and Compliances

- UL Standard: 514B
- UL Listed: E14813
- CSA Standard: C22.2 No. 18.3
- CSA Certified: 065178
- NEMA: FB-1



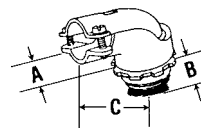
7381V, 7382V



7380V



7381VI, 7382VI



7381VI

Catalog Number	Insulated Throat Catalog Number	Flexible Conduit Size (Inches)	Cable Opening (In./Mm)		Dimensions in Inches/Millimeters			Weight Lbs./Kgs. Per 100
			Max.	Min.	A	B	C	
7380V †	7380VI †	3/8 (1/2" knockout)	0.63/16.0	0.31/7.9	0.75/19.1	0.44/11.2	1.25/31.8	14.60/6.62
7381V	7381VI	1/2	0.94/23.9	0.59/14.9	1.50/38.1	0.44/11.2	2.00/50.8	22.60/10.25
7382V	7382VI	3/4	1.12/28.4	0.81/20.6	1.69/42.9	0.44/11.2	2.00/50.8	33.00/14.97

Armored Cable * and Flexible Metal Conduit Straight Connectors

Applications

- To ground and secure armored cable and flexible metal conduit to boxes and enclosures.

Features

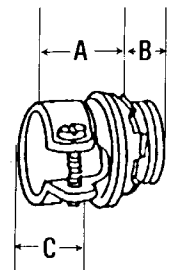
- Furnished with locknut.
- Male hub threads — NPS.
- Insulated throat version available.

Standard Material/Finish

- Malleable iron/zinc electroplated

Certifications and Compliances

- UL Standard: 514B
- UL Listed: E14813
- CSA Standard: C22.2 No. 18.3
- CSA Certified: 065178-0-000
- NEMA: FB-1



Catalog Number	Insulated Throat Catalog Number	Flexible Conduit Size (Inches)	Cable Opening (In./Mm)		Dimensions in Inches/Millimeters			Weight Lbs./Kgs. Per 100
			Max.	Min.	A	B	C	
7265V	-	3/8	0.63/16.0	0.47/11.9	0.53/13.5	0.44/11.2	1.16/29.5	7.00/3.18
7480V	7480VI	3/8 (1/2" knockout)	0.63/16.0	0.31/7.9	0.75/19.1	0.44/11.2	1.25/31.8	14.60/6.62
7481V	7481VI	1/2	0.94/23.9	0.59/14.9	1.50/38.1	0.44/11.2	2.00/50.8	22.60/10.25
7482V	7482VI	3/4	1.12/28.4	0.81/20.6	1.69/42.9	0.44/11.2	2.00/50.8	33.00/14.97

* Select connectors by physical dimensions of cable as dimensions may vary between manufacturers.

† Not CSA certified

Armored Cable and Flexible Metal Conduit Connectors

Flexible Metal Conduit - 90° Connectors

Applications

- To ground and secure armored cable and flexible metal conduit to boxes and enclosures.

Features

- Furnished with locknut.
- Male hub threads — NPS.
- Insulated throat version available.

Standard Material/Finish

- Malleable iron/zinc electroplated

Certifications and Compliances

- UL Standard: 514B
- UL Listed: E14814
- CSA Standard: C22.2 No. 18.3
- CSA Certified: 065178
- NEMA: FB-1



7383



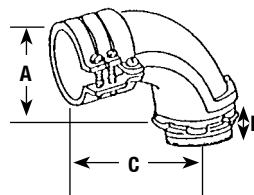
7383I



7385



7385I



Commercial Products

COMMERCIAL PRODUCTS: CORD AND CABLE FITTINGS

Catalog Number	Insulated Throat Catalog Number	Flexible Conduit Size (Inches)	Cable Opening (In./Mm)		Dimensions in Inches/Millimeters			Weight Lbs./Kgs. Per 100
			Max.	Min.	A	B	C	
7383	7383I	1	1.38/35.1	1.19/30.2	2.31/58.7	0.50/12.7	2.13/54.1	56.00/25.40
7384	7384I	1-1/4	1.78/45.2	1.47/37.3	2.81/71.4	0.56/14.2	2.75/69.9	118.00/53.52
7385	7385I	1-1/2	2.00/50.8	1.72/43.7	2.97/75.4	0.56/14.2	3.50/88.9	176.00/79.83
7386	7386I	2	2.44/61.9	2.00/50.8	4.13/104.9	0.75/19.1	4.75/120.7	290.00/131.54
7387	7387I	2-1/2	3.00/76.2	2.66/67.6	4.88/124.0	1.06/26.9	5.88/149.4	450.00/204.12
7388	7388I	3	3.50/88.9	3.16/80.3	5.50/139.7	1.06/26.9	6.63/168.4	612.00/277.60

Armored Cable and Flexible Metal Conduit Connectors

Flexible Metal Conduit Connectors One Screw and Two Screw

Applications

- To ground and secure flexible metal conduit to boxes and enclosures.

Features

- Furnished with locknut.
- Male hub threads — NPS.
- Insulated throat version available.

Standard Material/Finish

- Malleable iron/zinc electroplated

Certifications and Compliances

- UL Standard: 514B
- UL Listed: E14814
- CSA Standard: C22.2 No. 18.3
- CSA Certified: 065178
- NEMA: FB-1



7483



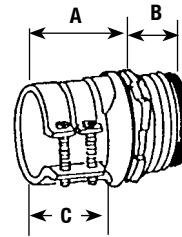
7483I



7485



7485I



Catalog Number	Insulated Throat Catalog Number	Flexible Conduit Size (Inches)	Cable Opening (In./mm)		Bushed Hole Dia.	Dimensions in Inches/Millimeters			Weight Lbs./Kgs. Per 100
			Max.	Min.		A	B	C	
One Screw									
7483	7483I	1	1.38/35.1	1.03/26.2	1.00/25.4	1.13/28.7	0.50/12.7	1.97/50.0	32.00/14.51
7484	7484I	1-1/4	1.63/41.4	1.38/35.2	1.34/34.0	1.13/28.7	0.56/14.2	2.25/57.2	43.00/19.50
Two Screw									
7485	7485I	1-1/2	1.95/49.5	1.63/41.4	1.59/40.4	1.84/46.7	0.56/14.2	2.69/68.3	67.00/30.39
7486	7486I	2	2.45/62.2	2.16/54.9	2.00/50.8	2.00/50.8	0.75/19.1	3.31/84.1	138.00/62.60
7487	7487I	2-1/2	3.06/77.7	2.72/69.1	2.44/61.9	2.00/50.8	0.81/20.6	4.09/103.9	169.00/76.66
7488	7488I	3	3.56/90.4	3.03/76.9	3.06/77.7	2.19/55.6	0.94/23.9	4.56/115.8	230.00/104.33
7489	7489I	3-1/2	4.13/104.9	3.75/95.3	3.50/88.9	2.44/61.9	1.00/25.4	5.13/130.3	300.00/136.08
7490	7490I	4	4.67/118.6	4.19/106.4	4.00/101.6	2.69/68.3	1.00/25.4	5.69/144.5	400.00/181.44