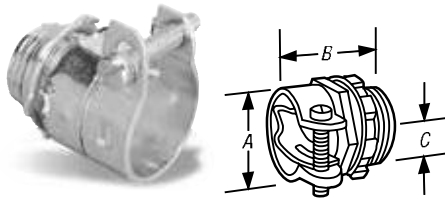




## MC and AC Cable Fittings

Fits every size of armored cable, metal-clad cable and flexible metal conduit!

### Squeeze Connectors — Straight



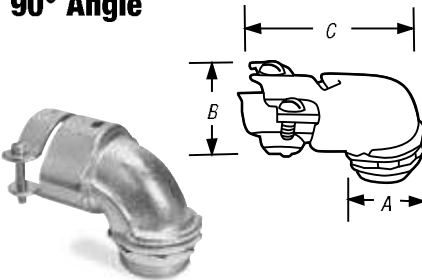
- Malleable iron or steel construction
- Catalog Nos. 252, 253-TB, 254-TB and 255 are steel
- Add "I" suffix for insulated throat

CAT. NO.	INS. CAT. NO.	CABLE OPENING (IN.)		TRADE SIZE	K.O. SIZE	DIMENSIONS (IN.)		
		MAX.	MIN.			A*	B	C
252***	—	.531	.437	5/16"	3/8"	13/16	25/32	11/32
253-TB***†	253-I-TB***†	.585	.455	3/8"	1/2"	31/32	113/64	5/8
254-TB	254-I-TB	.938	.812	1/2"	1/2"	11/32	13/8	13/32
255	255-I	1.094	.938	3/4"	3/4"	11/4	113/32	7/16
256	256-I	1.375	1.250	1"	1"	113/32	13/8	1/2
257***	257-I***	1.656	1.500	11/4"	11/4"	11/8	133/32	13/32
258***	258-I***	1.875	1.688	11/2"	11/2"	21/4	17/16	9/16
259***	259-I***	2.500	2.313	2"	2"	213/32	23/8	11/16
249***	249-I***	3.062	2.812	21/2"	21/2"	31/16	211/16	3/4
277***	277-I***	3.563	3.312	3"	3"	313/16	23/8	3/4
278-TB***†	278-I-TB***†	4.370	3.200	31/2"	31/2"	63/8	51/4	11/16
281-TB***†	281-I-TB***†	4.600	3.500	4"	4"	71/4	53/4	13/8

\*\* UL Listed for armored cable only. Fitting material steel. .485"–.660" cable opening range for 253-I-TB.  
 \*\*\* UL Listed for flexible metal conduit only. UL File No. E 23018  
 † Approximate dimension with screw at minimum height. CSA File No. 2884  
 †† cULus Certified

## Only two screws to tighten!

### Squeeze Connectors — 90° Angle



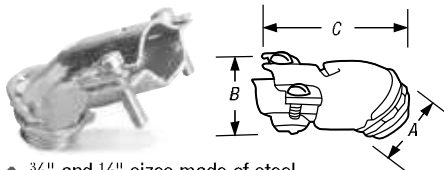
- Cap lifts off simply by loosening screws partway
- 3/8" and 1/2" sizes made of steel
- 3/4" and larger sizes made of malleable iron
- Add "I" suffix for insulated throat

CAT. NO.	INS. CAT. NO.	CABLE OPENING (IN.)		TRADE SIZE	K.O. SIZE	DIMENSIONS (IN.)		
		MAX.	MIN.			A*	B	C
266-TB	266-I-TB	.656	.406	3/8"	1/2"	11/2	113/32	11/16
272**	272-I**	.812	.688	3/8"	1/2"	13/16	13/8	—
268-TB	268-I-TB	.937	.813	1/2"	1/2"	113/16	113/16	11/8
279	279-I	1.000	.875	3/4"	3/4"	113/16	21/16	113/16
270	270-I	1.125	1.000	3/4"	3/4"	11/8	13/4	113/16
273-TB	273-I-TB	1.406	1.187	1"	1"	23/8	23/32	21/16
274***	274-I***	1.656	1.375	11/4"	11/4"	3	3	3
275***	275-I***	1.875	1.625	11/2"	11/2"	33/8	33/16	4
276***	276-I***	2.500	2.125	2"	2"	41/2	333/16	43/8
282-TB***†	282-I-TB***†	3.100	2.520	21/2"	21/2"	43/16	513/16	73/16
283-TB***†	283-I-TB***†	3.640	3.100	3"	3"	51/16	63/16	813/16
284-TB***†	284-I-TB***†	4.220	3.700	31/2"	31/2"	613/16	83/16	111/4
285-TB***†	285-I-TB***†	4.600	4.100	4"	4"	71/4	83/8	123/8

\*\* UL Listed for armored cable only. †† cULus Certified  
 \*\*\* UL Listed for flexible metal conduit only. UL File No. E23018  
 † Approximate dimension with screw at minimum height. CSA File No. 2884

## Fast and easy installation — simply loosen screws partway to lift off cap!

### Squeeze Connectors — 45° Angle



- 3/8" and 1/2" sizes made of steel
- 3/4" size made of malleable iron
- Add "I" suffix for insulated throat

CAT. NO.	INS. CAT. NO.	CABLE OPENING (IN.)		TRADE SIZE	K.O. SIZE	DIMENSIONS (IN.)		
		MAX.	MIN.			A*	B	C
265	265-I	.656	.406	3/8"	1/2"	117/32	15/32	11/8
267	267-I	.937	.813	1/2"	1/2"	123/32	1/2	11/4
269	269-I	1.125	1.000	3/4"	3/4"	2	11/32	11/16

UL File No. E-23018 CSA File No. 2884  
 UL Listed for armored cable and flexible metal conduit.  
 † Approximate dimension with screw at minimum height.