



Wiremold

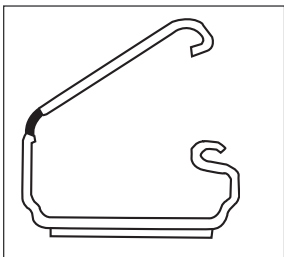
UNIDUCT® 2700, 2800, 2900 Series Raceway

One-Piece, Nonmetallic, Latching Raceway For Low Voltage Applications



Wiremold Uniduct® 2700, 2800, 2900 Series Latching Raceway Systems are one-piece, single channel, nonmetallic raceways ideally suited for routing and protecting fiber optic, UTP, and other low-voltage (50V or less) cabling in an easy to install, aesthetically pleasing application.

Uniduct 2800 and 2900 Series radiused fittings (FO) maintain 1 1/4" [32mm] bend radius control and are the perfect solution for even the most demanding cabling applications.



The Uniduct Raceway design features a co-extruded flexible PVC hinge that prevents cracking and splitting even after numerous openings and closings.



FEATURES & BENEFITS

- **One-piece design with adhesive backing.** Easy to handle. Makes installation quick and easy.
- **Available in three low profile sizes, in both 6' & 8' [1.8m & 2.4m] lengths.** Allows flexibility for cabling requirements. Six- and eight-foot [1.8m and 2.4m] lengths minimize cutting, cover clips, and scraps.
- **Three standard colors.** Stock colors are ivory, white, and fog white (matches with Ortronics® White). Consult factory for custom colors. Paintable using latex paint.
- **Durable, flexible hinge construction.** Allows for repeated openings and closings while maintaining product integrity and aesthetics. Easy open and snap-close latch facilitates installations, moves, and changes.
- **Durable, impact-resistant PVC construction.** Easy to cut and trim.
- **Full range of fittings.** Surface mount boxes and multipoint workstation outlets makes installations quick and easy.
- **Bend radius compliant fittings for 2800 and 2900 Series Raceways.** Maintain 1 1/4" [32mm] bend radius control required for UTP and fiber optic cable.
- **Datacom connectivity options.** Accepts industry standard and proprietary devices from a wide range of manufacturers to provide a seamless and aesthetically pleasing interface for voice, data, audio, and video applications at the point of use.



Uniduct® 2700 Series Raceway

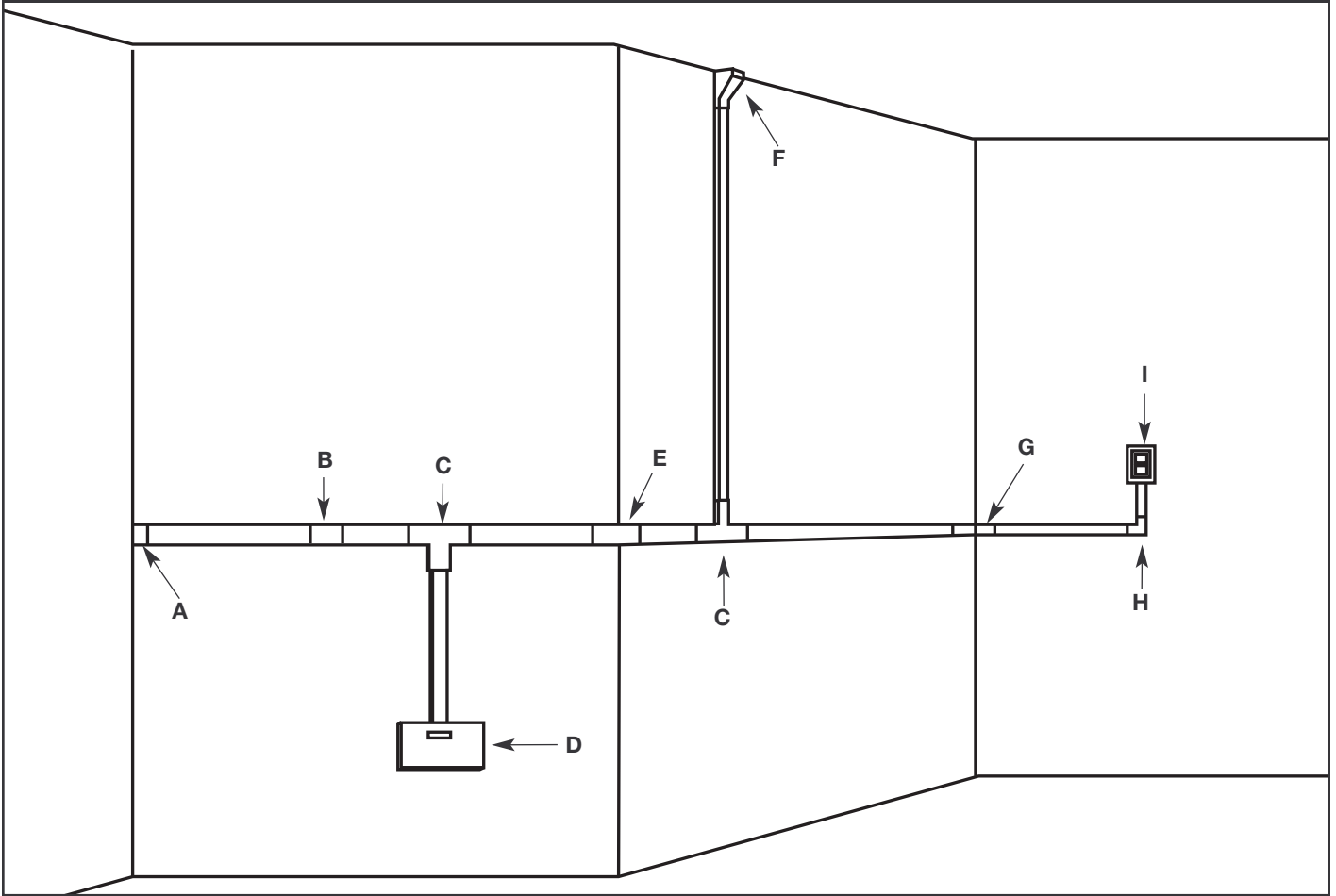


Uniduct® 2800 Series Raceway



Uniduct® 2900 Series Raceway

Uniduct Latching Raceway System Layout



NOTE: Illustration is for showing product applications only.

A — Blank End Fitting	2710B, 2810B, 2910B	F — Drop Ceiling Connector	2786, 2886, 2986
B — Cover Clip	2706, 2806, 2906	G — Internal Elbow	2717, 2817, 2917
C — Tee Fitting	2715, 2815, 2915	H — Flat Elbow	2711, 2811, 2911
D — Multimedia Box	CM-MMB-291, CM-MMB-292, CM-MMB-293	I — Device Box	NM2044, NM2044-2, NM2048, NM2048-2
E — External Elbow	2718, 2818, 2918		

Wire Fill Capacity Charts

Uniduct 2700 Series Raceway Wire Fill Capacity Chart

	CABLE/WIRE SIZE	O.D. (Approx. Dia.)		40% FILL
		Inches	[mm]	
UNSHIELDED TWISTED PAIR	4-pair, 24 AWG Cat. 3	0.190	[4.8]	2
	4-pair, 24 AWG Cat. 5e	0.210	[5.3]	1
	4-pair, 24 AWG Cat. 6	0.250	[6.3]	1
	4-pair, 24 AWG Cat. 6a*	0.354	[8.9]	0
	25-pair, 24 AWG	0.410	[10.4]	0
COAXIAL	RG6/U	0.270	[6.9]	1
FIBER	Zip Cord	0.118 x 0.236	[3 x 6]	2
	Round 4 Strand Fiber	0.187	[4.8]	2
	Round 6 Strand Fiber	0.256	[6.5]	1

NOTE: Uniduct Series Raceway is not UL Listed and is only designed for use in protecting low voltage wiring and cabling.

Uniduct 2800 Series Raceway Wire Fill Capacity Chart

	CABLE/WIRE SIZE	O.D. (Approx. Dia.)		40% FILL
		Inches	[mm]	
UNSHIELDED TWISTED PAIR	4-pair, 24 AWG Cat. 3	0.190	[4.8]	4
	4-pair, 24 AWG Cat. 5e	0.210	[5.3]	3
	4-pair, 24 AWG Cat. 6	0.250	[6.3]	2
	4-pair, 24 AWG Cat. 6a*	0.354	[8.9]	1
	25-pair, 24 AWG	0.410	[10.4]	1
COAXIAL	RG6/U	0.270	[6.9]	2
FIBER	Zip Cord	0.118 x 0.236	[3 x 6]	4
	Round 4 Strand Fiber	0.187	[4.8]	4
	Round 6 Strand Fiber	0.256	[6.5]	2

Uniduct 2900 Series Raceway Wire Fill Capacity Chart

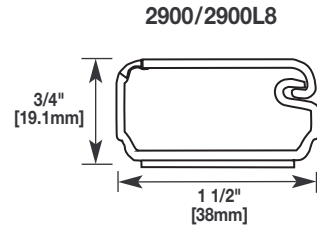
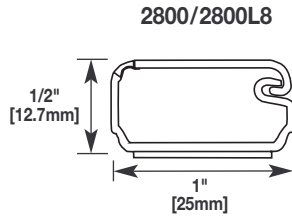
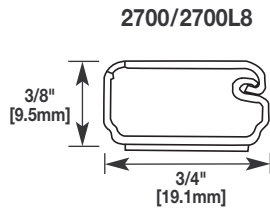
	CABLE/WIRE SIZE	O.D. (Approx. Dia.)		40% FILL
		Inches	[mm]	
UNSHIELDED TWISTED PAIR	4-pair, 24 AWG Cat. 3	0.190	[4.8]	12
	4-pair, 24 AWG Cat. 5e	0.210	[5.3]	10
	4-pair, 24 AWG Cat. 6	0.250	[6.3]	7
	4-pair, 24 AWG Cat. 6a*	0.354	[8.9]	3
	25-pair, 24 AWG	0.410	[10.4]	2
COAXIAL	RG6/U	0.270	[6.9]	6
FIBER	Zip Cord	0.118 x 0.236	[3 x 6]	12
	Round 4 Strand Fiber	0.187	[4.8]	12
	Round 6 Strand Fiber	0.256	[6.5]	6

NOTE: Wire capacity is reduced to allow for proper conductor bend radius and maximum permissible heat rise.

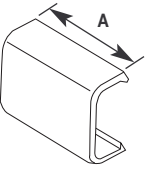
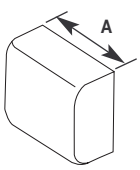
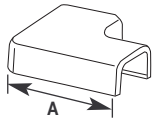
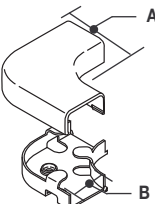
* Category 6 augmented (6a) cable for 10 gigabit ethernet – max allowed cable diameter per addenda No. 11 ANSI TIA/EIA 568-B.2.

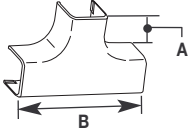
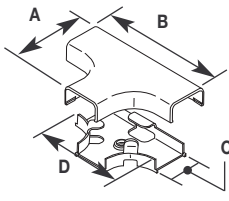
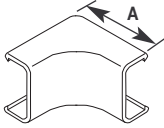
Uniduct Raceway Profiles

Uniduct Latching Raceway – One-piece latching raceway with co-extruded design, smooth plastic finish. Available in both 6' and 8' [1.8m and 2.4m] lengths.



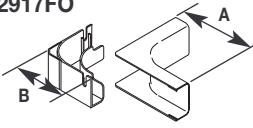
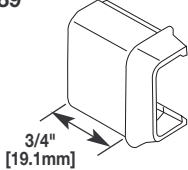
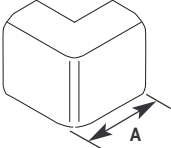
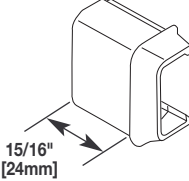
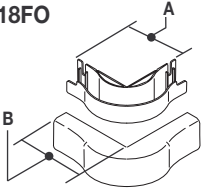
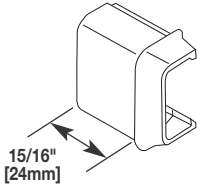
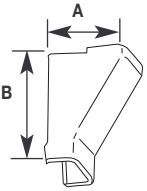
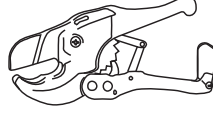
Fittings for Uniduct Latching Raceway

Catalog No./Item	Description/Specifications														
2706 2806 2906	 <p>Cover Clip – Covers joint where sections of 2700, 2800 or 2900 Series Raceway Cover come together.</p>	<table border="1" style="width: 100%; border-collapse: collapse;"> <thead> <tr> <th>Cat. No.</th> <th>A</th> </tr> </thead> <tbody> <tr> <td>2706</td> <td>1" [25mm]</td> </tr> <tr> <td>2806</td> <td>1 1/2" [38mm]</td> </tr> <tr> <td>2906</td> <td>2" [51mm]</td> </tr> </tbody> </table>	Cat. No.	A	2706	1" [25mm]	2806	1 1/2" [38mm]	2906	2" [51mm]					
Cat. No.		A													
2706	1" [25mm]														
2806	1 1/2" [38mm]														
2906	2" [51mm]														
2710B 2810B 2910B	 <p>Blank End Fitting – Closes off open ends of 2700, 2800 or 2900 Series Raceway.</p>	<table border="1" style="width: 100%; border-collapse: collapse;"> <thead> <tr> <th>Cat. No.</th> <th>A</th> </tr> </thead> <tbody> <tr> <td>2710B</td> <td>1" [25mm]</td> </tr> <tr> <td>2810B</td> <td>1 3/8" [35mm]</td> </tr> <tr> <td>2910B</td> <td>1 3/4" [44mm]</td> </tr> </tbody> </table>	Cat. No.	A	2710B	1" [25mm]	2810B	1 3/8" [35mm]	2910B	1 3/4" [44mm]					
Cat. No.		A													
2710B	1" [25mm]														
2810B	1 3/8" [35mm]														
2910B	1 3/4" [44mm]														
2711 2811 2911	 <p>90° Flat Elbow – Makes right angle turns on same surface.</p>	<table border="1" style="width: 100%; border-collapse: collapse;"> <thead> <tr> <th>Cat. No.</th> <th>A</th> <th></th> </tr> </thead> <tbody> <tr> <td>2711</td> <td>1 1/2" [38mm]</td> <td>Each Leg</td> </tr> <tr> <td>2811</td> <td>2" [51mm]</td> <td>Each Leg</td> </tr> <tr> <td>2911</td> <td>2 3/4" [70mm]</td> <td>Each Leg</td> </tr> </tbody> </table>	Cat. No.	A		2711	1 1/2" [38mm]	Each Leg	2811	2" [51mm]	Each Leg	2911	2 3/4" [70mm]	Each Leg	
Cat. No.		A													
2711	1 1/2" [38mm]	Each Leg													
2811	2" [51mm]	Each Leg													
2911	2 3/4" [70mm]	Each Leg													
2811FO 2911FO	 <p>Bend Radius Compliant Flat Elbow – Makes right angle turns on the same surface. Maintains 1 1/4" [32mm] bend radius control when installing UTP and fiber optic cable.</p>	<table border="1" style="width: 100%; border-collapse: collapse;"> <thead> <tr> <th>Cat. No.</th> <th>A</th> <th>B</th> </tr> </thead> <tbody> <tr> <td>2811FO</td> <td>3" [76mm]</td> <td>2 1/4" [57mm]</td> </tr> <tr> <td>2911FO</td> <td>3 1/2" [89mm]</td> <td>2 1/4" [57mm]</td> </tr> </tbody> </table>	Cat. No.	A	B	2811FO	3" [76mm]	2 1/4" [57mm]	2911FO	3 1/2" [89mm]	2 1/4" [57mm]				
Cat. No.		A	B												
2811FO	3" [76mm]	2 1/4" [57mm]													
2911FO	3 1/2" [89mm]	2 1/4" [57mm]													

Catalog No./Item	Description/Specifications																	
2715 2815 2915	 <p>Tee – Makes right angle branches of 2700, 2800, or 2900 Series Raceway.</p>	<table border="1" style="width: 100%; border-collapse: collapse;"> <thead> <tr> <th>Cat. No.</th> <th>A</th> <th>B</th> </tr> </thead> <tbody> <tr> <td>2700</td> <td>11/16" [17mm]</td> <td>2 3/16" [56mm]</td> </tr> <tr> <td>2800</td> <td>7/8" [22mm]</td> <td>2 7/8" [73mm]</td> </tr> <tr> <td>2900</td> <td>1 1/8" [29mm]</td> <td>3 7/8" [98mm]</td> </tr> </tbody> </table>	Cat. No.	A	B	2700	11/16" [17mm]	2 3/16" [56mm]	2800	7/8" [22mm]	2 7/8" [73mm]	2900	1 1/8" [29mm]	3 7/8" [98mm]				
Cat. No.		A	B															
2700	11/16" [17mm]	2 3/16" [56mm]																
2800	7/8" [22mm]	2 7/8" [73mm]																
2900	1 1/8" [29mm]	3 7/8" [98mm]																
2815FO 2915FO	 <p>Bend Radius Compliant Tee – Makes right angle branches of 2700, 2800, or 2900 Series Raceway. Maintains 1 1/4" [32mm] bend radius control when installing UTP and fiber optic cable.</p>	<table border="1" style="width: 100%; border-collapse: collapse;"> <thead> <tr> <th>Cat. No.</th> <th>A</th> <th>B</th> <th>C</th> <th>D</th> </tr> </thead> <tbody> <tr> <td>2815FO</td> <td>1 15/16" [49mm]</td> <td>5" [127mm]</td> <td>1 1/4" [32mm]</td> <td>3 1/2" [89mm]</td> </tr> <tr> <td>2915FO</td> <td>1 15/16" [49mm]</td> <td>5 1/2" [140mm]</td> <td>1 1/4" [32mm]</td> <td>4" [102mm]</td> </tr> </tbody> </table>	Cat. No.	A	B	C	D	2815FO	1 15/16" [49mm]	5" [127mm]	1 1/4" [32mm]	3 1/2" [89mm]	2915FO	1 15/16" [49mm]	5 1/2" [140mm]	1 1/4" [32mm]	4" [102mm]	
Cat. No.		A	B	C	D													
2815FO	1 15/16" [49mm]	5" [127mm]	1 1/4" [32mm]	3 1/2" [89mm]														
2915FO	1 15/16" [49mm]	5 1/2" [140mm]	1 1/4" [32mm]	4" [102mm]														
2717 2817 2917	 <p>Internal Elbow – Makes right angle turns around internal corners.</p>	<table border="1" style="width: 100%; border-collapse: collapse;"> <thead> <tr> <th>Cat. No.</th> <th>A</th> </tr> </thead> <tbody> <tr> <td>2717</td> <td>1 1/4" [32mm] Each Leg</td> </tr> <tr> <td>2817</td> <td>1 1/2" [38mm] Each Leg</td> </tr> <tr> <td>2917</td> <td>2 1/4" [57mm] Each Leg</td> </tr> </tbody> </table>	Cat. No.	A	2717	1 1/4" [32mm] Each Leg	2817	1 1/2" [38mm] Each Leg	2917	2 1/4" [57mm] Each Leg								
Cat. No.		A																
2717	1 1/4" [32mm] Each Leg																	
2817	1 1/2" [38mm] Each Leg																	
2917	2 1/4" [57mm] Each Leg																	


NOTE: No suffix denotes Ivory finish. Add "-WH" suffix for White finish and "-FW" suffix for Fog White finish.

Fittings for Uniduct Latching Raceway (continued)


Catalog No./Item	Description/Specifications	Catalog No./Item	Description/Specifications												
2817FO 2917FO 	Bend Radius Compliant Internal Elbow – Makes right angle turns around internal corners. Maintains 1 1/4" [32mm] bend radius control when installing UTP and fiber optic cable. <table border="1" style="margin-top: 10px; width: 100%;"> <thead> <tr> <th>Cat. No.</th> <th>A</th> <th>B</th> </tr> </thead> <tbody> <tr> <td>2817FO</td> <td>3 1/4" [83mm]</td> <td>2 1/2" [64mm]</td> </tr> <tr> <td>2917FO</td> <td>3 1/4" [83mm]</td> <td>2 1/2" [64mm]</td> </tr> </tbody> </table>	Cat. No.	A	B	2817FO	3 1/4" [83mm]	2 1/2" [64mm]	2917FO	3 1/4" [83mm]	2 1/2" [64mm]	2889 	Reducing Connector (2800 – 2700) – Makes transition from 2800 Series Raceway to 2700 Series Raceway. <p style="text-align: center;">3/4" [19.1mm]</p>			
Cat. No.	A	B													
2817FO	3 1/4" [83mm]	2 1/2" [64mm]													
2917FO	3 1/4" [83mm]	2 1/2" [64mm]													
2718 2818 2918 	External Elbow – Makes right angle turns around external corners. <table border="1" style="margin-top: 10px; width: 100%;"> <thead> <tr> <th>Cat. No.</th> <th>A</th> </tr> </thead> <tbody> <tr> <td>2718</td> <td>1" [25mm] Each Leg</td> </tr> <tr> <td>2818</td> <td>1 1/8" [29mm] Each Leg</td> </tr> <tr> <td>2918</td> <td>1 7/8" [48mm] Each Leg</td> </tr> </tbody> </table>	Cat. No.	A	2718	1" [25mm] Each Leg	2818	1 1/8" [29mm] Each Leg	2918	1 7/8" [48mm] Each Leg	2989 	Reducing Connector (2900 – 2800) – Makes transition from 2900 Series Raceway to 2800 Series Raceway. <p style="text-align: center;">15/16" [24mm]</p>				
Cat. No.	A														
2718	1" [25mm] Each Leg														
2818	1 1/8" [29mm] Each Leg														
2918	1 7/8" [48mm] Each Leg														
2818FO 2918FO 	Bend Radius Compliant External Elbow – Makes right angle turns around external corners. Maintains 1 1/4" [32mm] bend radius control when installing UTP and fiber optic cable. <table border="1" style="margin-top: 10px; width: 100%;"> <thead> <tr> <th>Cat. No.</th> <th>A</th> <th>B</th> </tr> </thead> <tbody> <tr> <td>2818</td> <td>3" [76mm]</td> <td>3 3/4" [95mm]</td> </tr> <tr> <td>2918</td> <td>3" [76mm]</td> <td>3 3/4" [95mm]</td> </tr> </tbody> </table>	Cat. No.	A	B	2818	3" [76mm]	3 3/4" [95mm]	2918	3" [76mm]	3 3/4" [95mm]	2989A 	Reducing Connector (2900-2700) – Makes transition from 2900 Series Raceway to 2700 Series Raceway. <p style="text-align: center;">15/16" [24mm]</p>			
Cat. No.	A	B													
2818	3" [76mm]	3 3/4" [95mm]													
2918	3" [76mm]	3 3/4" [95mm]													
2786 2886 2986 	Drop Ceiling Connector – Connects drops of cables from ceiling into the raceway. <table border="1" style="margin-top: 10px; width: 100%;"> <thead> <tr> <th>Cat. No.</th> <th>A</th> <th>B</th> </tr> </thead> <tbody> <tr> <td>2786</td> <td>1 7/16" [37mm]</td> <td>2 1/8" [54mm]</td> </tr> <tr> <td>2886</td> <td>1 9/16" [40mm]</td> <td>2 3/8" [60mm]</td> </tr> <tr> <td>2986</td> <td>2" [51mm]</td> <td>2 7/8" [73mm]</td> </tr> </tbody> </table>	Cat. No.	A	B	2786	1 7/16" [37mm]	2 1/8" [54mm]	2886	1 9/16" [40mm]	2 3/8" [60mm]	2986	2" [51mm]	2 7/8" [73mm]	PVC-1 	PVC Cutter – Regular duty cutter. Ideal for use with Uniduct 2700, 2800, and 2900 Series Raceway. <p style="text-align: center;">PVC-1</p>
Cat. No.	A	B													
2786	1 7/16" [37mm]	2 1/8" [54mm]													
2886	1 9/16" [40mm]	2 3/8" [60mm]													
2986	2" [51mm]	2 7/8" [73mm]													

NOTE: No suffix denotes Ivory finish. Add “-WH” suffix for White finish and “-FW” suffix for Fog White finish.


Uniduct Communication & Device Box Compatibility



Uniduct boxes with Pass & Seymour Activate™ Inserts. Activate Inserts can be mounted flush or angled, on either one-gang or two-gang boxes depending on the application.



Bend Radius Compliant Fittings for 2800 and 2900 Series Raceways. Maintain 1 1/4" [32mm] bend radius when installing UTP and fiber optic cable.



For ease of installing cables, the base has cable retention fingers that hold the cables in place until the cover is installed.

Communication & Device Boxes for use with Uniduct Latching Raceway

Catalog No./Item	Description/Specifications	Catalog No./Item	Description/Specifications
CM-MMB-291 	One Insert Multimedia Box – Accepts one 2A size Wiremold Open System CM2 Module or one Pass & Seymour Activate Series Insert. Compatible with Uniduct 2700 and 2800 Series Raceways.	NM2044-2* 	Two-Gang Extra Deep Device Box – Mounts multiple voice and data devices when additional depth is required. Has concentric twistouts for 2700, 2800, 2900, and NM2000 Series Raceways on both sides of device box. Base has rectangular knockout for extension to wall box and concentric 1/2" and 3/4" trade size knockouts.
CM-MMB-292 	Two Insert Multimedia Box – Accepts two 2A size Wiremold Open System CM2 Modules or two Pass & Seymour Activate Series Inserts. Includes fiber storage loop. Compatible with Uniduct 2700, 2800, and 2900 Series Raceways.	NM2048* 	Deep Device Box – Mounts deep voice and data devices. Has concentric twistouts for 2700, 2800, 2900, and NM2000 Series Raceways on each side of device box and rectangular knockout in base for extension to wall box.
CM-MMB-293 	Three Insert Multimedia Box – Accepts three 2A size Wiremold Open System CM2 Modules or Three Pass & Seymour Activate Series Inserts. Includes Fiber storage loop. Compatible with 2700, 2800, and 2900 Series Raceways.	NM2048-2* 	Two-Gang Deep Device Box – Mounts multiple voice and data devices. Has concentric twistouts for 2700, 2800, 2900, and NM2000 Series Raceways on each side of device box. Base has rectangular knockout for extension to wall box and concentric 1/2" and 3/4" trade size knockouts.
NM2044* 	Extra Deep Device Box – Mounts voice and data devices when additional depth is required. Has concentric twistouts for 2700, 2800, 2900, and NM2000 Series Raceways on both sides of device box and rectangular knockout in base for extension to wall box.		

NOTE: No suffix denotes Ivory finish. Add "-WH" suffix for White finish and "-FW" suffix for Fog White finish.

* Accepts industry standard NEMA faceplates for communication applications.

DATACOM CONNECTIVITY OPTIONS


Now you have a wide range of options for providing datacom connectivity into Wiremold/Legrand Pathways. They are:

- **Ortronics® TracJack® and Series II Modular Connectivity Solutions**
- **Pass & Seymour Activate™ Modular Inserts**
- **Open System Communication Modules**

Ortronics® Connectivity

TracJack® Individual Jack System

- Front-loading, snap-in design supports future moves adds and changes
- Inserts for voice, data, audio, and video
- Available Category 3, 5e, 6, USOC 6-position, and other media
- Flat or angled 45° exit configurations
- Choice of 13 colors and color matched to Wiremold Systems
- Universal T568A/B wiring format



Series II Front-Loading, Module System

- Module design features easy snap-in front-loading design
- Linear 110 punch down format for easy termination
- Inserts for voice, data, audio, and video
- Available Category 3, 5e, 6, USOC 6-position, and other media
- Available in flat or angled 45° exit configurations
- Color matched to Wiremold Systems




For detailed product selection refer to the **Ortronics Catalog** or visit www.ortronics.com.

Pass & Seymour Legrand Network Wiring

Activate™ Series Front-Loading Inserts

- Modular inserts for voice, data, audio and video applications
- Front-load, snap-in design
- Color and texture matched to Wiremold Systems
- Available Category 3, 5e, 6, as well as 6-position USOC
- Universal T568A/B wiring format




For detailed product selection refer to the **Pass & Seymour Network Wiring Catalog** or visit www.passandseymour.com.

Open Connectivity Solutions

Wiremold Open System Communications Modules

- Accommodate a wide range of manufacturers' communications outlets including keystone jacks, as well as proprietary solutions from Avaya (Systimax) and NORDX
- Modules insert into a wide range of Wiremold Systems
- Pre-punched faceplates accept common communication devices



NOTE: For more information on integrating connectivity into Wiremold Cable Management Systems contact the Wiremold Applications Engineering Team or your local Wiremold Sales Representative.



Wiremold

WIREMOLD

U.S. and International:
60 Woodlawn Street • West Hartford, CT 06110
1-800-621-0049 • FAX 860-232-2062 • Outside U.S. 860-233-6251
Canada:
570 Applewood Crescent • Vaughan, Ontario L4K 4B4
1-800-723-5175 • FAX 905-738-9721

ED264R7 – Updated August 2009 – for latest specs visit www.wiremold.com

