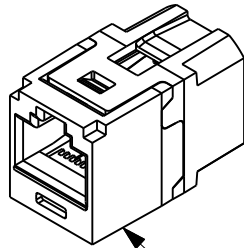


THIS COPY IS PROVIDED ON A RESTRICTED BASIS AND IS NOT TO BE USED IN ANY WAY DETRIMENTAL TO THE INTERESTS OF PANDUIT CORP.

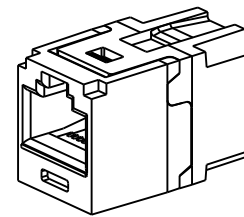
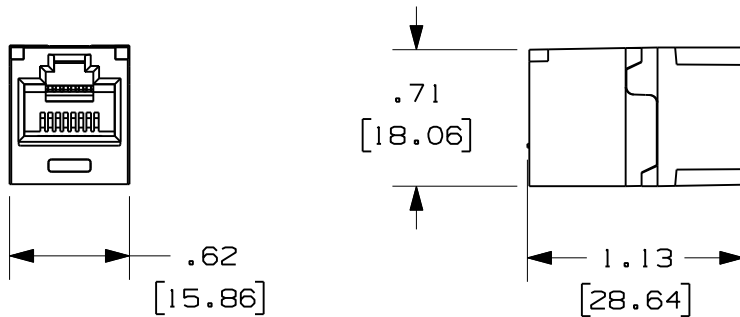
PANDUIT PART#	DESCRIPTION	WEIGHT
CC5E88BL CC5E88IW	CAT5E PLUG TO PLUG COUPLER MODULE	1.46 LB/100 PCS (663g/100 PCS)



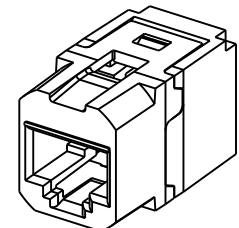
JACK MODULE

NOTES:

- SEE CURRENT CATALOG FOR ADDITIONAL PART NUMBER SUFFIXES TO INDICATE COLOR AND/OR PACKAGE QUANTITY.
- MATERIAL:
  - MODULE HOUSING - UL94-V0 ABS
  - MODULE CIRCUIT BOARD - GLASS REINFORCED EPOXY RESIN
  - MODULE CONTACT CARRIER - UL94-V0 ABS
- COUPLER MODULES ARE 8 POSITION, 8 WIRE, AND UNIVERSAL IN DESIGN.
- DIMENSIONS IN PARENTHESES ARE IN METRIC.
- COMPATIBLE WITH ALL PANDUIT MINI-COM FACEPLATES AND MODULAR PATCH PANELS. NOT COMPATIBLE WITH SURFACE MOUNT BOXES.



FRONT



REAR

ACTUAL SIZE

MODEL FILENAME	M02037AA_C5E_COUPLER_ASSY_08	SIZE
DRAWING FILENAME	M02037CD_DC11_00B.PRT	A

MINI-COM CAT5E COUPLER MODULE  
CUSTOMER DRAWING

	<b>PANDUIT</b> ™ CORP. TINLEY PARK, ILL 60477	I.I. NUMBER
		PRODUCT SPEC
		WORK INSTRUCTION
		SCALE
 THIRD ANGLE PROJECTION	ALL DIMENSIONS ARE GIVEN IN INCHES, UNLESS OTHERWISE SPECIFIED. DIMENSIONAL TOLERANCES ARE: (.X) ± (.XXX) ± .010(.3) (.XX) ± .03(.8) ANGLES ±	PART NO.
DRAWN BY MDJr	REVIEW DRAWING NUMBERS	CC5E88**
DATE 12-21-04	CHK'D CEF	DRAWING NO. 02037-11

REV	DATE	BY	CHK	DESCRIPTION	ECN	R	CUST	SUP	OTH
I	3-4-08	BJN	RJDU	A. ADDED MATL TO NOTE 2	02037-11		VMB		
R	12-21-04	MDJr	CEF	RELEASED TO PRODUCTION	02037-11	CEF	CEF		CEF