

V-51® Incandescent Luminaires

Enclosed and Gasketed

UNILETS® for use with threaded metal conduit. Fixtures suitable for use in wet locations. †

NEC:
Class I, Division 2, Groups A, B, C, D

CSA: ‡
Class I, Division 2, Groups A, B, C, D
Class II, Divisions 1 and 2, Groups E, F, G †
Class III
Enclosure 3R

Applications

- Enclosed and gasketed lighting fixtures for use in storage areas, tunnels, subways, chemical plants and other areas where moisture, dirt or corrosive atmospheres are a problem.
- Suitable for use in wet locations.
- Standard fixtures designed for 60 to 300 W medium base incandescent lamps.
- Available in pendant, 45° stanchion, and a variety of ceiling and wall mountings.

Features

- Furnished with connection block for easy wiring.
- Unitized construction reduces installation and maintenance costs.
- Shock-absorbing porcelain socket for longer lamp life.
- Neoprene rubber ring in neck of reflector snaps into groove of mounting hood – protects against vibration and chipping.
- Guard snaps into two recesses of adapter – no clamps or setscrews.
- Maximum input voltage 150 V.

Standard Materials

- Mounting hoods: malleable iron
- Globe adapters: malleable iron
- Socket: porcelain with brass screw shell
- Globes: glass. Optional globes in polycarbonate plastic 100 W Max
- Guards: steel
- Reflectors: porcelain enamel steel

Standard Finishes

- Malleable iron mounting hood and globe adapter: triple coat – (1) zinc electroplate, (2) chromate, and (3) epoxy powder coat
- Steel guard: zinc electroplate
- Steel reflectors: white porcelain enamel
- Socket and globes: natural finish

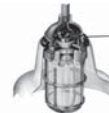
Options

- To order fixture with other than standard clear glass globe, add suffix letters to catalog number as indicated in table, and adjust difference in price.

Color	Glass Globe	Plastic Globe
Amber	-AM	-PAM
Blue	-BL	-PBL
Green	-GR	-PGR
Red	-RE	-PRE
Clear Heat-Resistant	-HR	—

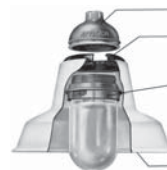


Illustrated Features



Cut-Away View

Connection block is easily removed (loosen two screws) to permit quick wiring.



Mounting Hood

Available in pendant (shown), ceiling, wall and 45° stanchion. Pendant has setscrew to prevent fixture from turning on stem.

Neoprene Ring

Neoprene attachment ring secures reflector to mounting hood – no tools needed.

Globe Adapter

When adapter is threaded onto mounting hood, the socket makes electrical contact with connection block in mounting hood. Available in malleable iron (VAD-1M and VAD-2M)

Porcelain Enamel Reflectors

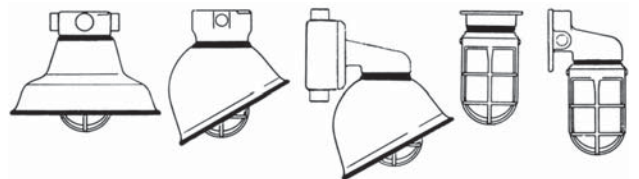
Standard and 30° angle.



Guard

Two sealed ball plunger units snap quickly, easily and securely into cavities of globe adapter. Guard can be used with or without a reflector.

Guard and Reflectors



Certifications and Compliances

- UL Standard: UL 1598, UL 844
- UL Listed: E10444
- CSA Standard: C22.2 No. 250, C22.2 No. 137
- CSA Certified: 025428

† 300 W PS-25 NOT approved for Class II, Division 1 and 2, Group G; Class III.

‡ With heat-resistant glass globes or plastic globes.

§ CSA Certification only.

V-51[®] Incandescent Luminaires

Enclosed and Gasketed

UNILETS[®] for use with threaded metal conduit. Fixtures suitable for use in wet locations. ‡

NEC:
Class I, Division 2, Groups A, B, C, D

CSA: [†]
Class I, Division 2, Groups A, B, C, D
Class II, Divisions 1 and 2, Groups E, F, G †
Class III
Enclosure 3R

Class I, Division 2, Groups A, B, C, D

Fixture is suitable for Class I, Division 2 where the fixture operating temperature does not exceed the ignition temperature of the atmosphere in which fixture is installed.

“T” Numbers Represent the Maximum Lamp Temperature for Class I, Division 2 Locations

Supply Wire: 257 °F/125 °C

“T” Number	T1	350	325	T2	T2A	T2B	T2C	T2D	T3	T3A	T3B	T3C	T4	T4A	T5	T6
Temp. Range (°F)	664-842	619-662	574-617	538-572	502-536	448-500	421-446	394-419	358-392	331-356	322-329	277-320	250-275	214-248	187-212	185
Temp. Range (°C)	351-450	326-350	301-325	281-300	261-280	231-260	216-230	201-215	181-200	166-180	161-165	136-160	121-135	101-120	86-100	85

Class I, Division 2, Groups A, B, C, D

Reflector	60–150 W		200–300 W	
	A-21 100 W	PS-25 150 W	PS-30 200 W	PS-30 300 W
None	T3	T2D	T2C	325
Standard Dome	T2D	T2C	T2B	325
30° Angle	T2C	T2C	T2B	325

Fixture Ambient Suitability: Class I, Division 2, Groups A, B, C, D

Areas	°F	°C
Non-Classified	167	75
Classified	104	40

Fixture Ambient Suitability: Class II, Groups E, F, G; Class III; Enclosure 4X

Fixture	Watts
A-23	60 to 300
PS-30	60 to 300

LIGHTING: ENCLOSED AND GASKETED — AREA — INCANDESCENT

Lighting

† 300 W PS-25 not approved for Class II, Division 1 and 2, Group G; Class III.

‡ With heat-resistant glass globes or plastic globes.

†† CSA Certification only.





V-51® Incandescent Luminaires

Enclosed and Gasketed

UNILETS® for use with threaded metal conduit. Fixtures suitable for use in wet locations. ‡

NEC:
Class I, Division 2, Groups A, B, C, D

CSA: v†
Class I, Division 2, Groups A, B, C, D
Class II, Divisions 1 and 2, Groups E, F, G †
Class III
Enclosure 3R

Malleable Mounting Hood, Adapter and Guard	Type	Lamp Watts	Size (Inches)	All Malleable with Guard			
Pendant							
	A-21	60-150	1/2	VA1050G-M			
			3/4	VA1075G-M			
			1	VA1100G-M			
			1-1/4	VA1125G-M			
	PS-30	150-300	1/2	VA2050G-M			
			3/4	VA2075G-M			
			1	VA2100G-M			
			1-1/4	VA2125G-M			
Ceiling — Five Tapped Openings — Four close-up plugs							
	A-21	60-150	1/2	VXHA1050G-M			
			3/4	VXHA1075G-M			
			1	VXHA1100G-M			
			1/2	VXHA2050G-M			
	PS-30	150-300	3/4	VXHA2075G-M			
			1	VXHA2100G-M			
			Wall — JB Box Mounting ② — Fits JB cast outlet box ③ — Screws and gasket furnished with fixture				
				A-21	60-150		JBW10G-M
PS-30	150-300			JBW20G-M			
Ceiling — JB Box Mounting ② — Fits JB cast outlet box ③ — Screws and gasket furnished with fixture							
	A-21	60-150		JB10G-M			
	PS-30	150-300		JB20G-M			

† 300 W PS-25 not approved for Class II, Division 1 and 2, Group G; Class III.

‡ With heat-resistant glass globes or plastic globes.

① To order fixtures without guards, omit G suffix from catalog number. Order reflectors and accessories separately.

② 30° angle reflector adaptable for 100 W fixture only, when mounted at least 4.5"/114.3 mm from wall.

③ JB cast outlet box is available in the Fitting Section.

v† CSA Certification only.

LIGHTING: ENCLOSED AND GASKETED — AREA — INCANDESCENT

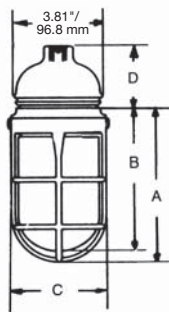
Lighting

V-51[®] Incandescent Luminaire Dimensions

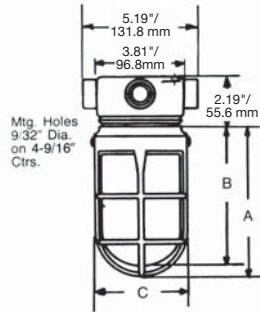
Enclosed and Gasketed

UNILETS[®] for use with threaded metal conduit.

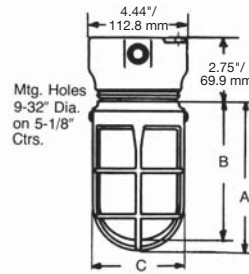
Dimensions in Inches/Millimeters



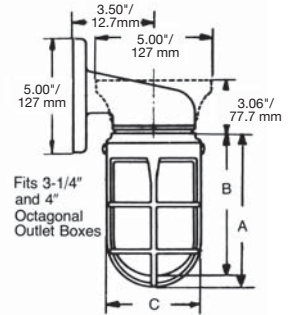
Type VA



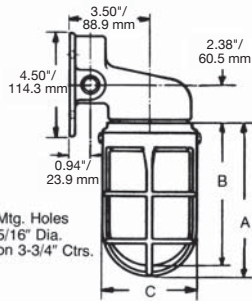
Types V, VC, VT and VX



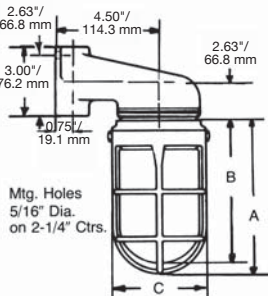
Type VXHA



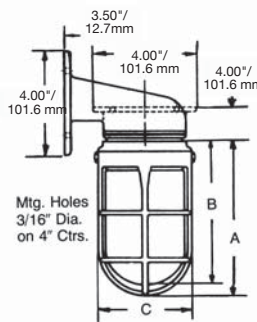
Types OBV and OBVW



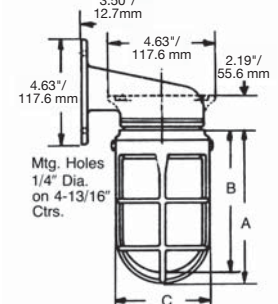
Types VGA and VGAT



Type VD



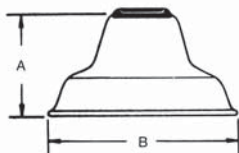
Types JB and JBW



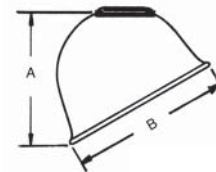
Types GS and GSW

Size	A	B	C	1/2 3/4 D	1 & 1-1/4 D
60-150 W	6.38/162.1	5.75/146.1	4.19/106.4	2.63/66.8	2.89/73.4
150-300 W	9.50/241.3	8.63/219.2	5.69/144.5	2.63/66.8	2.89/73.4

Reflectors



Standard Dome



30° Angle

Size	Standard Dome		30 Angle	
	A	B	A	B
60-150 W	6.19/157.2	12.00/304.8	8.09/205.5	10.00/254.0
150-300 W	8.88/225.6	16.00/406.4	11.59/294.4	12.00/304.8