

EMT Adapters

NEC/CEC:
Rated for Ordinary Locations

Applications

- Adaptors are used to connect non-threaded fittings to threaded fittings.

Features

- Malleable iron clamps are exceptionally rugged and strong.
- Steel adapters offer economy and have integral formed gussets for excellent strength.

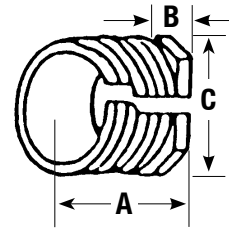
Material/Finish

- Steel/zinc electroplated



TWAD-50

Illustrated Dimensions



Trade Size (Inches)	Dimensions in Millimeters (Inches)			Weight per 100 kg (lb)	Catalog Number
	A	B	C		
No-Thread to Threaded Fittings – Conversion Adapters – Steel					
1/2	11.2 (0.44)	3.3 (0.13)	25.4 (1.00)	1.00 (2.20)	TWAD-50
3/4	12.7 (0.50)	3.3 (0.13)	36.6 (1.44)	1.81 (4.00)	TWAD-75
1	6.0 (0.63)	3.3 (0.13)	38.1 (1.50)	2.72 (6.00)	TWAD-100
1-1/4	19.1 (0.75)	4.8 (0.19)	50.8 (2.00)	4.99 (11.00)	TWAD-125
1-1/2	19.1 (0.75)	4.8 (0.19)	57.2 (2.25)	5.44 (12.00)	TWAD-150
2	19.1 (0.75)	6.4 (0.25)	71.4 (2.81)	8.62 (19.00)	TWAD-200

EMT Clamps and Straps

NEC/CEC:
Rated for Ordinary Locations

Application


- Clamps and straps are used to secure oval/round cables or support runs of rigid metal conduit, IMC and EMT.

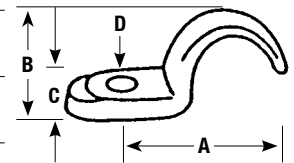
Features

- Malleable iron clamps are exceptionally rugged and strong.
- Steel clamps and adapters offer economy and have integral formed gussets for excellent strength.

Material

- Steel or malleable iron

	Trade Size (Inches)	Dimensions in Millimeters (Inches)				Weight per 100 kg (lb)	Catalog Number
		A	B	C	D		
Clamps — EMT — Malleable							
	1/2	26.90 (1.06)	22.40 (0.88)	16.00 (0.63)	6.40 (0.25)	2.27 (5.00)	TWCL-50MN
	3/4	30.20 (1.19)	26.90 (1.06)	19.10 (0.75)	6.40 (0.25)	2.72 (6.00)	TWCL-75MN
	1	35.10 (1.38)	35.10 (1.38)	20.60 (0.81)	6.40 (0.25)	4.54 (10.00)	TWCL-100MN
	1-1/4	41.40 (1.63)	44.50 (1.75)	22.40 (0.88)	9.70 (0.38)	5.90 (13.00)	TWCL-125MN
	1-1/2	46.00 (1.81)	49.30 (1.94)	23.90 (0.94)	9.70 (0.38)	6.80 (15.00)	TWCL-150MN
	2	58.70 (2.31)	63.50 (2.50)	26.90 (1.06)	12.70 (0.50)	9.07 (20.00)	TWCL-200MN



EMT Clamps and Straps

NEC/CEC:
Rated for Ordinary Locations

Appleton®

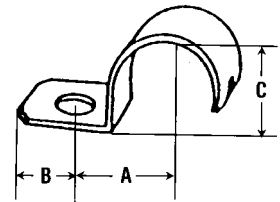
COMMERCIAL AND INDUSTRIAL FITTINGS: EMT (ELECTRICAL METALLIC TUBING)

Trade Size (Inches)	Dimensions in Millimeters (Inches)			Weight per 100 kg (lb)	Catalog Number
	A	B	C		

No-Thread to Threaded Fittings — Conversion Adapters — Steel



1/2	23.9 (0.94)	11.9 (0.47)	17.5 (0.69)	1.54 (3.40)	TWCL-50
3/4	26.2 (1.03)	13.5 (0.53)	23.1 (0.91)	2.09 (4.60)	TWCL-75
1	29.5 (1.16)	11.2 (0.44)	28.7 (1.13)	2.95 (6.50)	TWCL-100
1-1/4	4.0 (1.34)	12.7 (0.50)	54.1 (2.13)	4.54 (10.00)	TWCL-125
1-1/2	42.9 (1.69)	15 (0.59)	79.5 (3.13)	8.62 (19.00)	TWCL-150
2	46.7 (1.84)	16 (0.63)	104.9 (4.13)	11.34 (25.00)	TWCL-200



Clamps — EMT — Malleable



1/2	38.1 (1.50)	51.6 (2.03)	16.0 (0.63)	0.45 (1.00)	TW2500
3/4	44.5 (1.75)	61.2 (2.41)	16.0 (0.63)	0.73 (1.60)	TW2750
1	53.1 (2.09)	71.4 (2.81)	16.0 (0.63)	0.91 (2.00)	TW2100
1-1/4	65.8 (2.59)	84.1 (3.31)	19.1 (0.75)	1.81 (4.00)	TW2125
1-1/2	68.3 (2.69)	87.4 (3.44)	19.1 (0.75)	1.81 (4.00)	TW2150
2	88.9 (3.50)	120.7 (4.75)	23.9 (0.94)	2.13 (4.70)	TW2200

