

# 2 Post and 4 Post Rack Standoff Brackets

## specifications

The 2 and 4 post standoff brackets shall be made of steel and will allow front offset mounting of 19" EIA horizontal managers, and equipment in a standard 2 or 4 post rack. The offset depths will be optimized to allow proper utilization of the PatchRunner™ High Capacity Vertical Manager's finger spacing in each of the available rack mounting positions for the vertical manager.



## technical information

<b>Rack compatibility:</b>	All Panduit 2 or 4 post racks
<b>Rack standoff depth:</b>	RSB1A : 1.6" front offset for PatchRunner™ High Capacity Vertical Cable Manager mounted in fully back extended position on rack RSB1B: 2.9" front offset for PatchRunner™ High Capacity Vertical Cable Manager mounted in standard mounting position on rack RSB1C: 5.3" front offset for PatchRunner™ High Capacity Vertical Cable Manager mounted in fully forward extended position on rack
<b>Installation:</b>	The standoff brackets are attached to both the left and right equipment rail at the same RU.
<b>Material:</b>	16 gage steel, black powder coat finish

## key features and benefits

<b>Specifically designed for equipment and horizontal managers</b>	Positions equipment and horizontal managers at the proper depth with regard to the vertical manager fingers to allow maximum finger space utilization
<b>Designed to work with Panduit vertical cable managers</b>	Designed to work with the PatchRunner™ High Capacity Vertical Cable Managers at each of the available installation depths
<b>Improves aesthetics of the cable management system</b>	Positions doors of the vertical and horizontal managers at the same depth on the rack, increasing system aesthetics
<b>Through hole allow easy installation</b>	Through holes in brackets allow easy installation to rack without interfering with equipment above or below the bracket installation RU

## applications

Deep finger vertical managers require that horizontal managers and strain relief products are installed at the proper depth to be effective. Panduit rack standoff brackets for 2 and 4 post racks allows increased flexibility for rack and cable management systems by allowing proper front standoff positioning of equipment or horizontal managers and strain relief products. Three depths were designed to match the mounting locations of

the PatchRunner™ High Capacity Vertical Cable Manager and provide the proper rack standoff clearance for horizontal managers, equipment, and strain relief products. Other applications include using the standoff brackets in conjunction with 1, 2, 4, or 8 RU metal blanking panels as a way to protect power or communications cables that extend outside the rack.

### Rack Standoff Brackets

<b>1.6" front offset:</b>	RSB1A
<b>2.9" front offset:</b>	RSB1B
<b>5.3" front offset:</b>	RSB1C

### PatchRunner™ High Capacity Vertical Cable Managers

<b>Dual-sided</b>	
<b>6" wide:</b>	PEV6*
<b>8" wide:</b>	PEV8*
<b>10" wide:</b>	PEV10*
<b>12" wide:</b>	PEV12*

<b>Single-sided</b>	
<b>6" wide:</b>	PEVF6*
<b>8" wide:</b>	PEVF8*
<b>10" wide:</b>	PEVF10*
<b>12" wide:</b>	PEVF12*

### Optional Dual Hinged Doors

<b>6" wide:</b>	PED6*B1
<b>8" wide:</b>	PED8*B1
<b>10" wide:</b>	PED10*B1
<b>12" wide:</b>	PED12*B1

### NetManager™ High Capacity Horizontal Cable Managers

<b>19" front and rear</b>	
<b>1 RU manager:</b>	NM1
<b>2 RU manager:</b>	NM2
<b>3 RU manager:</b>	NM3
<b>4 RU manager:</b>	NM4
<b>19" front only</b>	
<b>1 RU manager:</b>	NMF1
<b>2 RU manager:</b>	NMF2
<b>3 RU manager:</b>	NMF3
<b>4 RU manager:</b>	NMF4

### 2 Post Racks

<b>3" Channel racks #12-24 threaded rail, numbered up:</b>	
<b>45 RU:</b>	R2P
<b>52 RU:</b>	R2P96
<b>42 RU:</b>	R2P79
<b>24 RU:</b>	R2P48

<b>6" Channel rack #12-24 threaded rail, numbered up:</b>	
<b>45 RU:</b>	R2P6S
<b>52 RU:</b>	R2P6S96

### 4 Post Racks

<b>7' version 30" depth threaded rail #12-24:</b>	
<b>Cage nut rail:</b>	R4P*
	R4PCN*
<b>7' version 23" depth threaded rail #12-24:</b>	
<b>Cage nut rail:</b>	R4P23*
	RP23CN
<b>7' version 36" depth threaded rails #12-24:</b>	
<b>Cage nut rail:</b>	R4P36*
	RP36CN*
<b>7' version 42" depth threaded rails #12-24:</b>	
<b>Cage nut rail:</b>	R4P42*
	R4P42CN*

### Rack Filler Panels

<b>1 RU:</b>	DPFP1
<b>2 RU:</b>	DPFP2
<b>4 RU:</b>	DPFP4
<b>8 RU:</b>	DPFP8


\*Add suffix 96 to the end of the part number for 8' Part Numbers.

# 2 Post and 4 Post Rack Standoff Brackets

## applications

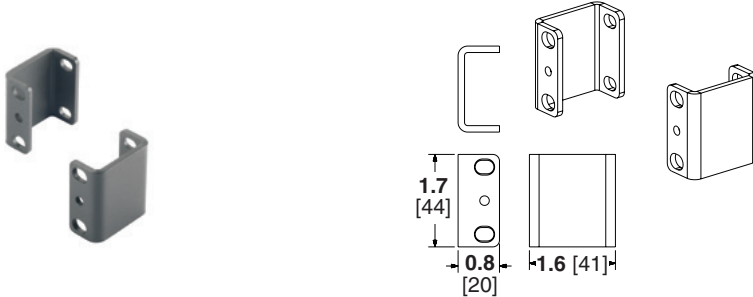


Used in conjunction with a 1, 2, 4, or 8 RU rack filler panel, the standoff brackets can be used to create a barrier to protect protruding power cords or cables.

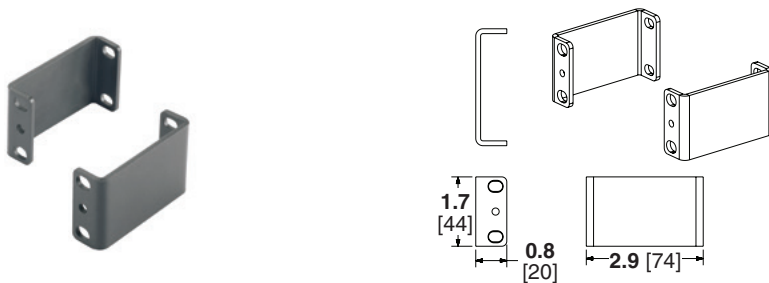


Used to position horizontal cable managers at the proper depth, the standoff brackets provide the proper rack standoff clearance for the horizontal cable managers.

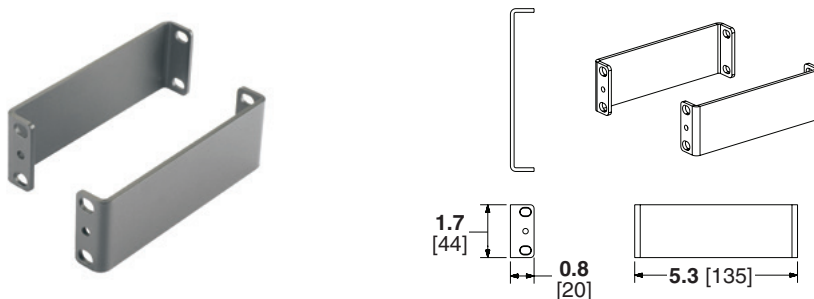
### RSB1A: 1 RU Rack Standoff Bracket 1.6" D from Rack



### RSB1B: 1 RU Rack Standoff Bracket 2.9" D from Rack



### RSB1C: 1 RU Rack Standoff Bracket 5.3" D from Rack



Dimensions are in inches. [Dimensions in brackets are metric]

#### WORLDWIDE SUBSIDIARIES AND SALES OFFICES

PANDUIT CANADA  
Markham, Ontario  
cs-cdn@panduit.com  
Phone: 800.777.3300

PANDUIT EUROPE LTD.  
London, UK  
cs-emea@panduit.com  
Phone: 44.20.8601.7200

PANDUIT SINGAPORE PTE. LTD.  
Republic of Singapore  
cs-ap@panduit.com  
Phone: 65.6305.7575

PANDUIT JAPAN  
Tokyo, Japan  
cs-japan@panduit.com  
Phone: 81.3.6863.6000

PANDUIT LATIN AMERICA  
Guadalajara, Mexico  
cs-la@panduit.com  
Phone: 52.33.3777.6000

PANDUIT AUSTRALIA PTY. LTD.  
Victoria, Australia  
cs-aus@panduit.com  
Phone: 61.3.9794.9020

For a copy of Panduit product warranties, log on to [www.panduit.com/warranty](http://www.panduit.com/warranty)

**PANDUIT**<sup>®</sup>

For more information  
**Visit us at [www.panduit.com](http://www.panduit.com)**  
Contact Customer Service by email: [cs@panduit.com](mailto:cs@panduit.com)  
or by phone: 800.777.3300

©2016 Panduit Corp.  
ALL RIGHTS RESERVED.  
**RKSP121--WW-ENG**  
Replaces WW-RKSP85  
12/9//2016