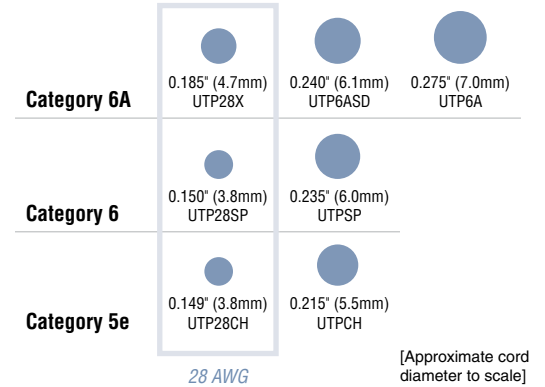


# Patch Cord Selection Guide

## Unshielded Patch Cords

- 100% testing of all cords to component standards
- Patented tangle-free latch on all plugs
- Offered in a wide variety of colors and lengths
- All cords support PoE, PoE+, and PoE++
- Category 6A now available in 28 AWG
- All 28 AWG cords are less than 50% the size of traditional 24 AWG cords

## Cord diameter comparison



## 28 AWG



UTP28SP<sup>^</sup>


- Supports up to 96 meters of channel length (when using 6 meters of patch)
- Dual CM/LSZH flame rating
- 28 AWG; De-rating factor: 1.9

Part Number (feet)	Part Number (meters)	Description	Standard Lengths
UTP28X <sup>^</sup>	UTP28X <sup>^</sup> M <sup>^</sup>	Category 6A Performance 28 AWG UTP Patch Cord	1 – 50 ft. (every 1 ft.) 55 – 130 ft. (every 5 ft.)
UTP28SP <sup>^</sup>	UTP28SP <sup>^</sup> M <sup>^</sup>	Category 6 Performance 28 AWG UTP Patch Cord	0.5 – 10m (every 0.5m) 11 – 20m (every 1m)
UTP28CH <sup>^</sup>	UTP28CH <sup>^</sup> M <sup>^</sup>	Category 5e Performance 28 AWG UTP Patch Cord	25 – 40m (every 5m)

\* = Length

<sup>^</sup> = Cord color (see below). Pink (PK) available as cord color option for UTP28SP only. Pastel Blue (PB) and Pastel Green (PG) available as cord color options for UTP28SP and UTP28CH in Asia Pacific Region only.

## TX6A-SD™



UTP6ASD<sup>^</sup>

- Supports full 100-meter Category 6A channel while using 24% less space than 24 AWG Category 6A cords
- CM flame rating and available LSZH option for meter lengths
- 26 AWG; De-rating factor: 1.5

Part Number (feet)	Part Number (meters)	Description	Standard Lengths
UTP6ASD <sup>^</sup>	UTP6ASD <sup>^</sup> M <sup>^</sup>	Category 6A TX6A™ 10Gig™ 26 AWG UTP Patch Cord with MaTriX Technology	1 – 50 ft. (every 1 ft.) 55 – 195 ft. (every 5 ft.) 0.5 – 10m (every 0.5m) 11 – 20m (every 1m) 25 – 60m (every 5m)

\* = Length

<sup>^</sup> = Cord color (see below).

## TX6A™, TX6™ PLUS and TX5e™



UTP6A<sup>^</sup>

- Supports full 100-meter channel
- 24 AWG; De-rating factor: 1.2
- CM flame rating with LSZH option for Category 6 & 5e (meter lengths only)

Part Number (feet)	Part Number (meters)	Description	Standard Lengths
UTP6A <sup>^</sup>	UTP6A <sup>^</sup> M <sup>^</sup>	Category 6A TX6A™ 10Gig™ 24 AWG UTP Patch Cord with MaTriX Technology	1 – 50 ft. (every 1 ft.) 55 – 200 ft. (every 5 ft.)
UTPSP <sup>^</sup> Y	UTPSP <sup>^</sup> M <sup>^</sup> Y	Category 6 TX6™ PLUS 24 AWG UTP Patch Cord	0.5 – 10m (every 0.5m) 11 – 20m (every 1m)
UTPCH <sup>^</sup> Y	UTPCH <sup>^</sup> M <sup>^</sup> Y	Category 5e TX5e™ 24 AWG UTP Patch Cord	25 – 60m (every 5m)

\* = Length

<sup>^</sup> = Cord color (see below).

Available cord colors



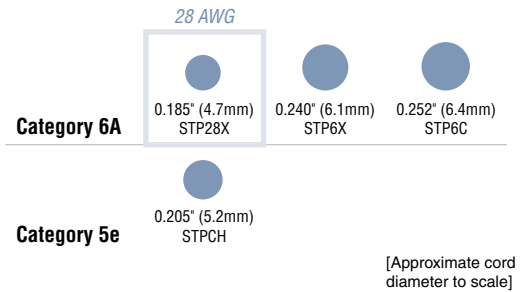
Off White (default; no designation needed), BL=Black, BU=Blue, GR=Green, RD=Red, OR=Orange, VL=Violet, YL=Yellow, GY=Gray.  
Note: Colors shown may vary slightly from actual cable colors.



## Shielded Patch Cords

- Dual-rated CM/LSZH flame rating
- Patented tangle-free latch on all plugs
- All cords support PoE, PoE+, and PoE++
- Multiple Category 6A cord choices
- Category 6A now available in 28 AWG

## Cord diameter comparison



### 28 AWG



STP28X\*M^

- Supports up to 96 meters of channel length (when using 6 meters of patch)
- 28 AWG; De-rating factor: 1.9

Part Number (feet)	Part Number (meters)	Description	Standard Lengths
Not available	STP28X*M^	Category 6A Performance 28 AWG F/UTP Shielded Patch Cord	0.5 – 10m (every 0.5m) 11 – 20m (every 1m) 25 – 40m (every 5m)

\* = Length  
^ = Cord color (see below).

### TX6A™ and TX5e™



STP6X\*M^

- Supports full 100-meter channel
- 26 AWG; De-rating factor: 1.5

Part Number (feet)	Part Number (meters)	Description	Standard Lengths
STP6X*^	STP6X*M^	Category 6A TX6A™ 10Gig™ 26 AWG S/FTP Shielded Patch Cord	1 – 50 ft. (every 1 ft.) 55 – 200 ft. (every 5 ft.)
Not available	STP6C*M^	Category 6A TX6A™ 10Gig™ 26 AWG F/UTP Shielded Patch Cord	0.5 – 10m (every 0.5m) 11 – 20m (every 1m)
Not available	STPCH*MB#	Category 5e TX5e™ 26 AWG F/UTP Shielded Patch Cord	25 – 60m (every 5m)

\* = Length  
^ = Cord color (see below).  
# = Boot color. Color options for boots are BL, BU, GR, RD, YL, BR (Brown).

Available cord colors (STP6C not available in OR or VL; STPCH only available in IG)

Additional cord colors for STP6C (Off White, GY)

IG=Int'l Gray, BL=Black, BU=Blue, GR=Green, RD=Red, OR=Orange, VL=Violet, YL=Yellow, Off White (no designation, default for STP6C), GY=Gray.  
Note: Colors shown may vary slightly from actual cable colors.

#### WORLDWIDE SUBSIDIARIES AND SALES OFFICES

PANDUIT CANADA  
Markham, Ontario  
cs-cdn@panduit.com  
Phone: 800.777.3300

PANDUIT EUROPE LTD.  
London, UK  
cs-emea@panduit.com  
Phone: 44.20.8601.7200

PANDUIT SINGAPORE PTE. LTD.  
Republic of Singapore  
cs-ap@panduit.com  
Phone: 65.6305.7575

PANDUIT JAPAN  
Tokyo, Japan  
cs-japan@panduit.com  
Phone: 81.3.6863.6000

PANDUIT LATIN AMERICA  
Guadalajara, Mexico  
cs-la@panduit.com  
Phone: 52.33.3777.6000

PANDUIT AUSTRALIA PTY. LTD.  
Victoria, Australia  
cs-aus@panduit.com  
Phone: 61.3.9794.9020

For a copy of Panduit product warranties, log on to [www.panduit.com/warranty](http://www.panduit.com/warranty)

For more information

Visit us at [www.panduit.com](http://www.panduit.com)

Contact Customer Service by email: [cs@panduit.com](mailto:cs@panduit.com)  
or by phone: 800-777-3300



©2015 Panduit Corp.  
ALL RIGHTS RESERVED.  
COSG11--WW-ENG  
12/2015