

# TX6A™ 10Gig™ Shielded Copper Cabling System Selection Guide

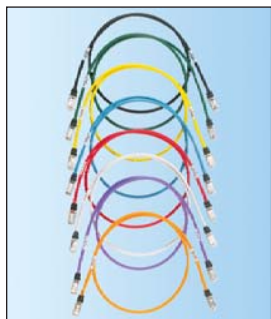


## System features:

- Superior performance which exceeds requirements of ANSI/TIA-568-C.2 Category 6A, IEEE 802.3an-2006, and ISO 11801 Class E<sub>A</sub> channel standards
- Jack modules are 100% tested to ensure NEXT and RL performance and are individually serialized for traceability; utilize patent-pending enhanced Giga-TX™ Technology for jack terminations; optimizes performance by maintaining cable pair geometry and eliminating conductor untwist
- Patch cords are 100% performance tested and wired T568B; constructed of 26 AWG stranded, LSZH/CM shielded copper cable and shielded modular plugs for superior performance (nominal cable diameter is 0.23 inches)
- All metal modular patch panels and shielded jack modules include integrated shielding which allows seamless integration with the Panduit StructuredGround™ Grounding System



CJS6X88TGY



CP24BLY



CPA24BLY

Part Number	Part Description	Std. Pkg. Qty.	Std. Ctn. Qty.
<b>Non-Keyed Jack Module</b>			
CJS6X88TGY*	Category 6A, RJ45, 10 Gb/s, 8-position, 8-wire universal shielded black module with integral shield.	1	50
<b>Keyed Jack Module</b>			
CJSK6X88TGBL*	Keyed, Category 6A, RJ45, 10 Gb/s, 8-position, 8-wire universal shielded module with integral shield.	1	50
<b>Non-Keyed Patch Cord</b>			
STP6X3IG*	Category 6A, 10 Gb/s S/FTP patch cord with TX6™ PLUS Modular Plugs on each end.	1	10
<b>Keyed Patch Cord</b>			
STPK6X3BL*	Keyed, Category 6A, shielded patch cord with TX6™ PLUS Keyed Modular Plug on one end and TX6™ Non-Keyed Modular Plug on the other end.	1	10
<b>Mini-Com® All Metal Modular Patch Panels</b>			
CP24BLY	24-port all metal modular patch panel, 1 RU.	1	10
CP48BLY	48-port all metal modular patch panel, 2 RU.	1	10
CP72BLY	72-port all metal modular patch panel, 2 RU. Rear cable management is required to prevent twisting.	1	10
<b>Mini-Com® All Metal Modular Patch Panels with Strain Relief Bar</b>			
CP24WSBLY	24-port all metal modular patch panel with strain relief bar, 1 RU.	1	10
CP48WSBLY	48-port all metal modular patch panel with strain relief bar, 2 RU.	1	10
<b>Mini-Com® All Metal Angled Modular Patch Panels</b>			
CPA24BLY	24-port angled all metal patch panel, 1 RU.	1	10
CPA48BLY	48-port angled all metal patch panel, 2 RU.	1	10
CPA72BLY	72-port angled all metal patch panel, 2 RU.	1	10

\*Contact customer service or visit [www.panduit.com](http://www.panduit.com) for available standard module colors and/or patch cord colors and lengths.

^One rack space = 1.75" (44.45mm).

Unified Physical Infrastructure



building a smarter, unified business foundation  
Connect. Manage. Automate.

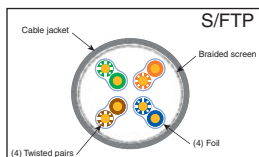
**PANDUIT®**

# TX6A™ 10Gig™ Shielded Copper Cabling System Selection Guide

## Shielded Copper Cable



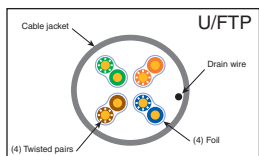
PSL8004WH-KD



**S/FTP:** Braided screen around individual foiled twisted pairs



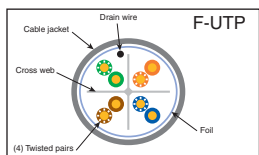
PUFL6X04WH-KD



**U/FTP:** Unshielded with individual foiled twisted pairs



PFL6X04WH-CEG, PFZ6X04WH-CEG, and PFC6X04BU-CEG



**F/UTP:** Foil screen around unshielded twisted pairs

Part Number	Part Description	Flammability Rating	Color	Length
<b>TX7000™ S/FTP Shielded Copper Cable</b>				
PSL8004WH-KD*	Category 7A, low smoke zero halogen (LSZH), 4-pair, S/FTP shielded copper cable. Copper conductors are 22 AWG construction with polyethylene insulation. Conductors are twisted in pairs, each covered by a foil shield, surrounded by an overall braided shield, and protected by a LSZH jacket. Performance tested up to 1500 MHz.	LSZH	White	1,640 ft./500m
PSL7004WH-KD*	Category 7, low smoke zero halogen (LSZH), 4-pair, S/FTP shielded copper cable. Copper conductors are 23 AWG construction with foamed skin PE insulation. Conductors are twisted in pairs, each covered by a foil shield, surrounded by an overall braided shield, and protected by a LSZH jacket. Performance tested up to 1000 MHz.	LSZH	White	1,640 ft./500m
PSL7004WH-CED*	Category 7, low smoke zero halogen (LSZH), 4-pair, S/FTP copper cable. Copper conductors are 23 AWG with foamed skin PE insulation. Conductors are twisted in pairs, each covered by a foil shield, surrounded by an overall braided shield, and protected by a low smoke zero halogen (LSZH) jacket. Performance tested up to 600 MHz.	LSZH	White	1,640 ft./500m
<b>TX6A™ 10Gig™ U/FTP Shielded Copper Cable</b>				
PUFL6X04WH-KD*	Category 6A, low smoke zero halogen (LSZH), 4-pair, U/FTP shielded copper cable. Conductors are 23 AWG with polyethylene (PE) insulation. Conductors are twisted in pairs, each individual twisted pair covered by a metallic foil shield and protected by a LSZH jacket.	LSZH	White	1,640 ft./500m
PUPF6X04BU-UG**	Category 6A, plenum (CMP), 4-pair, U/FTP shielded copper cable. Copper conductors are 23 AWG with FEP insulation. Conductors are twisted in pairs, each individual twisted pair includes a metallic foil shield and is protected by a low smoke, flame-retardant PVC jacket.	CMP	Blue	1,000 ft./305m
PUFR6X04BU-UG**	Category 6A riser (CMR) 4-pair U/FTP shielded copper cable. Conductors are 23 AWG with HDPE insulation. Conductors are twisted in pairs, each individual twisted pair includes a metallic foil shield and is protected by a low smoke, flame-retardant PVC jacket.	CMR	Blue	1,000 ft./305m
<b>TX6A™ 10Gig™ F/UTP shielded Copper Cable</b>				
PFL6X04WH-CEG*	Category 6A, low smoke zero halogen (LSZH), 4-pair, F/UTP shielded copper cable. Conductors are 23 AWG with PE insulation. Conductors are twisted in pairs, separated by an integrated pair divider, surrounded by a metallic foil shield and protected by a LSZH jacket.	LSZH	White	1,000 ft./305m
PFZ6X04WH-CEG*	Category 6A, low smoke zero halogen (LSZH-3), 4-pair, F/UTP shielded copper cable. Conductors are 23 AWG with PE insulation. Conductors are twisted in pairs, separated by an integrated pair divider, surrounded by a metallic foil shield and protected by a LSZH jacket.	LSZH-3	White	1,000 ft./305m
PFC6X04WH-CEG*	Category 6A, (CM), 4-pair, F/UTP shielded copper cable. Conductors are 23 AWG with PE insulation. Conductors are twisted in pairs, separated by an integrated pair divider, surrounded by a metallic foil shield and protected by a flame-retardant PVC jacket.	CM	White	1,000 ft./305m

\*For standard cable colors other than WH (White), replace WH in part number with BU (Blue).

\*\*For standard cable colors other than BU (Blue), replace BU in part number with WH (White), IG (International Gray), or YL (Yellow). Contact customer service for region availability and other colors.

### WORLDWIDE SUBSIDIARIES AND SALES OFFICES

PANDUIT CANADA  
Markham, Ontario  
cs-cdn@panduit.com  
Phone: 800.777.3300

PANDUIT EUROPE LTD.  
London, UK  
cs-emea@panduit.com  
Phone: 44.20.8601.7200

PANDUIT SINGAPORE PTE. LTD.  
Republic of Singapore  
cs-ap@panduit.com  
Phone: 65.6305.7575

PANDUIT JAPAN  
Tokyo, Japan  
cs-japan@panduit.com  
Phone: 81.3.6863.6000

PANDUIT LATIN AMERICA  
Guadalajara, Mexico  
cs-la@panduit.com  
Phone: 52.33.3777.6000

PANDUIT AUSTRALIA PTY. LTD.  
Victoria, Australia  
cs-aus@panduit.com  
Phone: 61.3.9794.9020

For a copy of Panduit product warranties, log on to [www.panduit.com/warranty](http://www.panduit.com/warranty)

For more information

Visit us at [www.panduit.com](http://www.panduit.com)

Contact Customer Service by email: [cs@panduit.com](mailto:cs@panduit.com)  
or by phone: 800-777-3300 and reference COSG01

©2011 Panduit Corp.  
ALL RIGHTS RESERVED.  
Printed in the U.S.A.

SA-COSG01  
10/2011

**PANDUIT**®