

QUICK REFERENCE GUIDE TO NETWORKING HANDLES, LATCHES AND LOCKS

Hoffman offers an array of handles, latches and locks to help make your cabinet application as secure yet easy to use as possible. Maintains cabinet rating Type 3R, 4, 12.



Cabinet	Std. Key Code	Keylocking Wing Knob (DL36, PTL36B, PTWK)	Padlocking L Handle (ELHP)	Padlocking Quarter-Turn Latch (EPL4)	3-Digit Combination Lock ^a (PTLCMB3B)	Quarter-Turn Lock (PSCLO)	Quarter-Turn Lock (DKL2233)	Net Series Combination L-Handle
COMLINE		•	•	•	•			
ACCESSPLUS	333	•	•	•	•		• ^b	
D-BOX	333	•	•	•	•			
L-BOX	333	•	•	•	•		• ^b	
Net Series side panels	2233					•		•
PC Cabinet side panels and keyboard	2233					•		
PROLINE side panels	2233					•		
PROTEK	333	•	•	•	•			
Seismic side panels	2233					•		
SOHO side panels	2233					•		

^aDo not use 3-Digit Combination Lock in severe environments such as corrosive, very wet, salt spray or mist.

^b2233 Key Code

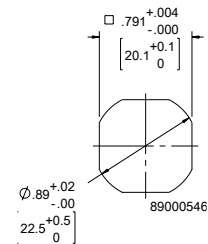
PADLOCKING L HANDLE



L Handle easily turns to open and close cabinet. Padlock can be added for extra security. Handle has a black and silver finish. Install using existing enclosure cam. Maintains cabinet rating Type 3R, 4, 12.

BULLETIN: DCOMY

Catalog Number	Description	Use with
ELHP	Padlocking L Handle	ACCESSPLUS, L-BOX, COMLINE, PROTEK



NET SERIES COMBINATION L-HANDLE



Combination L-Handle fits Net Series cabinet doors. The 4-digit combination lock with master key override can easily be changed. Install using existing cam from standard handle.

BULLETIN: DCY

Catalog Number	AxBxC in./mm	Description	Use With
NCLH	7.50 x 1.38 x 2.50 191 x 35 x 64	L-Handle with combination lock and master key override	Net Series doors

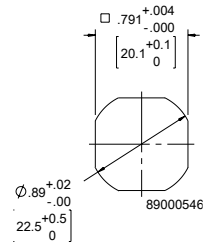
PADLOCKING QUARTER-TURN LATCH



Quarter-Turn Latch requires Allen wrench, included with lock, to open or close cabinet. Padlock can be added for extra security. Install using existing enclosure cam. Maintains cabinet rating Type 3R, 4, 12.

BULLETIN: DCOMY

Catalog Number	Description	Use with
EPL4	Padlocking Quarter-Turn Latch	ACCESSPLUS, L-BOX, D-BOX, COMLINE, PROTEK



3-DIGIT COMBINATION LOCK

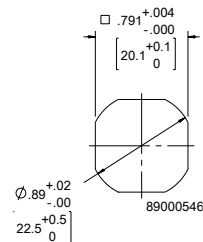


3-Digit Combination Lock in handle eliminates the need to carry around a key. Combination can easily be changed. A quarter turn of the handle opens and closes the cabinet. Lock has silver and black finish. Install using existing enclosure cam. Maintains cabinet rating Type 12.

Do not use in severe environments such as corrosive, very wet, salt spray or mist.

BULLETIN: DWS12

Catalog Number	Description	Use with
PTLCMB3B	Combination Lock	ACCESSPLUS, L-BOX, D-BOX, COMLINE, PROTEK



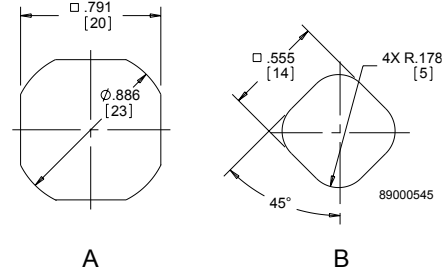
QUARTER-TURN LOCK



Quarter-turn keylock includes one key. Install using existing enclosure cam on DKL2233.

BULLETIN: DACCY, DPC

Catalog Number	Description	Use with	Hole Size	Key Code
PSCLO	Quarter-turn keylock	Side panels on PROLINE, Net Series, SOHO and Seismic cabinets; side panels and keyboard on PC cabinets	B (see dimension drawing)	2233
DKL2233	Quarter-turn keylock	ACCESSPLUS, L-BOX, D-BOX	A (see dimension drawing)	2233



REPLACEMENT KEYS



Fits PROLINE Network Cabinet and Networking Wall-Mount Cabinet.

BULLETIN: DACCY

Catalog Number	Key Code	Includes	Use with
E2233KEY	2233	2 Keys	PROLINE, Net Series, PC Cabinet, SOHO
E333KEY	333	2 Keys	ACCESSPLUS, L-BOX, D-BOX

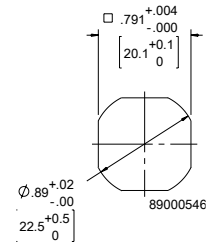
KEYLOCKING WING KNOB



Locking wing nut position shows whether door is locked. Wing nut has silver finish. Includes 2 keys with 333 key code. Install using existing enclosure cam. Maintains cabinet rating Type 12.

BULLETIN: A80, DWS12

Catalog Number	Description	Use with
DL36	Chrome Keylocking Wing Knob	ACCESSPLUS, L-BOX, D-BOX, COMLINE, PROTEK



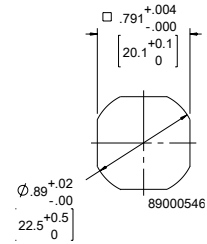
KEYLOCKING QUARTER-TURN WING KNOB



Keylocking quarter-turn wing knob latch. Black finish. Includes gasket, mounting nut and one key with 333 key code. Use existing cam for installation; cam is not included with wing knob. Can be locked in open or closed position. Maintains cabinet rating Type 4, 12.

BULLETIN: DWS12

Catalog Number	Description	Use with
PTWK	Keylocking wing knob, quarter-turn	ACCESSPLUS, COMLINE, PROTEK, L-BOX, D-BOX



PADLOCKING WING KNOB, STAINLESS STEEL



Padlocking quarter-turn wing knob is made of Type 304 stainless steel. When the padlock is in place, the wing knob cannot be rotated and the cabinet is secured. The wing knob has a brushed bright finish. Maximum padlock diameter is .31 (8mm). Use existing cam for installation; cam is not included with wing knob. It maintains the cabinet rating Type 3R, 4, 4X, 12.

BULLETIN: DWS12

Catalog Number	Description	Use with
PTWPS	Padlocking wing knob, quarter-turn	ACCESSPLUS, COMLINE, PROTEK, L-BOX, D-BOX

