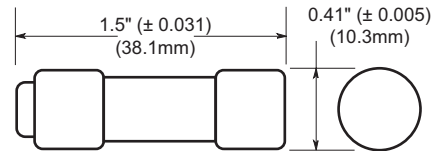


## FNQ-R — 600Vac, ¼-30A, Time-Delay Fuses



### Dimensions - in



**Description:** Advanced protection Class CC current-limiting, time-delay fuses.

**Catalog Symbol:** FNQ-R-(amp)

**Ratings:**

- Volts — 600Vac
- 300Vdc (15 & 20A)
- Amps — ¼-30A
- IR — 200kA Vac RMS Sym.
- 20kA Vdc (15 & 20A)

**Agency Information:**

CE, UL Listed, Std. 248-4, Class CC, Guide JDDZ, File E4273  
 CSA Certified, Class CC CSA, Class 1422-01,  
 File 53787-HRC-MISC  
 RoHS Compliant\*

\* FNQ-R-¼ not RoHS complaint.

**Catalog Numbers (amps)**

FNQ-R-¼	FNQ-R-1%	FNQ-R-3%	FNQ-R-8
FNQ-R-¾	FNQ-R-1½	FNQ-R-3½	FNQ-R-9
FNQ-R-1	FNQ-R-2	FNQ-R-4	FNQ-R-10
FNQ-R-1½	FNQ-R-3	FNQ-R-5	FNQ-R-12
FNQ-R-2	FNQ-R-4	FNQ-R-6	FNQ-R-15
FNQ-R-3	FNQ-R-5	FNQ-R-7	FNQ-R-17½
FNQ-R-4	FNQ-R-6	FNQ-R-8	FNQ-R-20
FNQ-R-5	FNQ-R-7	FNQ-R-9	FNQ-R-25
FNQ-R-6	FNQ-R-8	FNQ-R-10	FNQ-R-30
FNQ-R-7	FNQ-R-9	FNQ-R-11	

**Carton Quantity:**

Amp Rating	Carton Qty.
¼-30	10

**Features:**

- Provides 10X better current limitation to help prevent equipment damage caused by short-circuit events.
- 200kA interrupting rating complies with NEC® Section 110.9 for today's large capacity systems.
- Fast-acting fuse helps prevent equipment damage caused by short-circuit events.
- Rejection type fuse fits both standard and rejection-style holders.
- The Class CC FNQ-R Limitron fuse meets the needs of control circuit transformer protection.
- FNQ-R fuses can be sized according to NEC® and UL requirements and still allow the high inrush currents, with significantly more time-delay than the UL minimum value of 12 seconds at 200% for Class CC fuses.
- Ideal for critical industrial or commercial applications that have specific current limitation requirements.

**Applications:**

- Branch Circuits
- Line Protection
- Small Control Transformers
- Industrial Control

**Recommended Fuse Blocks and Holders**

Fuse Amps	1-Pole	2-Pole	3-Pole
<b>Open Blocks</b>			
0-30	BC6031_	BC6032_	BC6033_
<b>DIN-Rail Holders</b>			
	CHCC1D_	CHCC2D_	CHCC3D_
0-30	—	—	OPM-NG_
	—	—	OPM-1038_
	—	—	OPM-1038_SW
<b>Panel Mount Holders</b>			
0-30	HPS	—	—
	HPF	—	—
<b>In-Line Holders</b>			
0-30	—	HEY	—
	HEZ	—	—

For additional information on Class CC fuse blocks and holders, see Data Sheets:

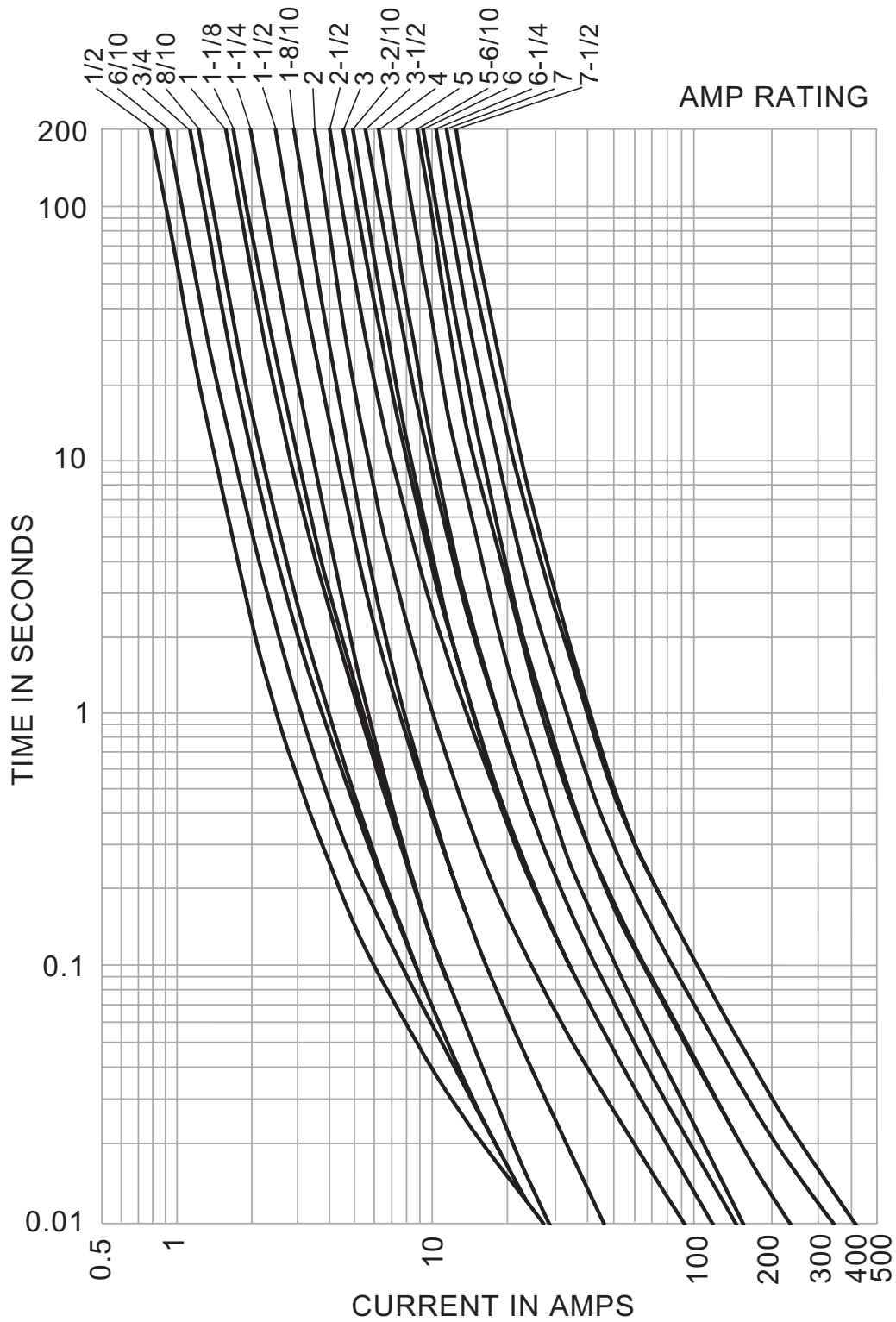
- Open Blocks # 1105 (BC Series)
- DIN-Rail Holders # 3185 (CHCC), # 1109 (OPM), # 1102 (OPM-1038), 1103 (OPM-1038\_SW),
- Panel Mount Holders # 2113 (HPS), # 2114 (HPF)
- In-Line Holders # 2126 (HEY), # 2130 (HEZ)

Maximum Acceptable Rating of Overcurrent Device†	
Rated Primary Current (Amps)	Maximum Rating of Overcurrent Protective Device Expressed As a Percent of Transformer Primary Current Rating
< 2A	500††
2A to 9A	167
> 9A	125

† UL 508A Table 42.1.  
 †† 300% for other than motor control applications.

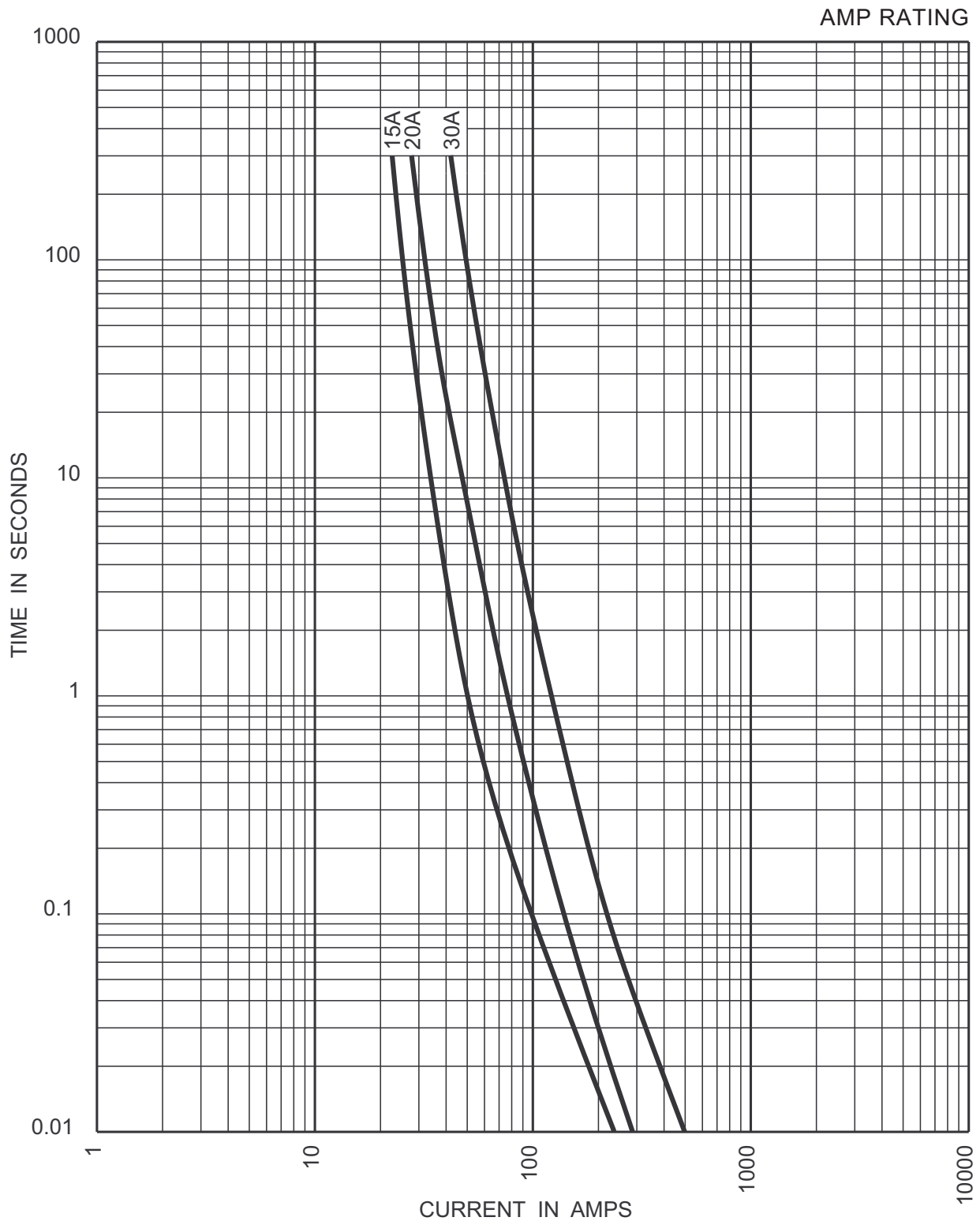
## FNQ-R — 600Vac, ¼-30A, Time-Delay Fuses

Time-Current Curves - Average Melt  
 ½ to 7½ Amps



## FNQ-R — 600Vac, ¼-30A, Time-Delay Fuses

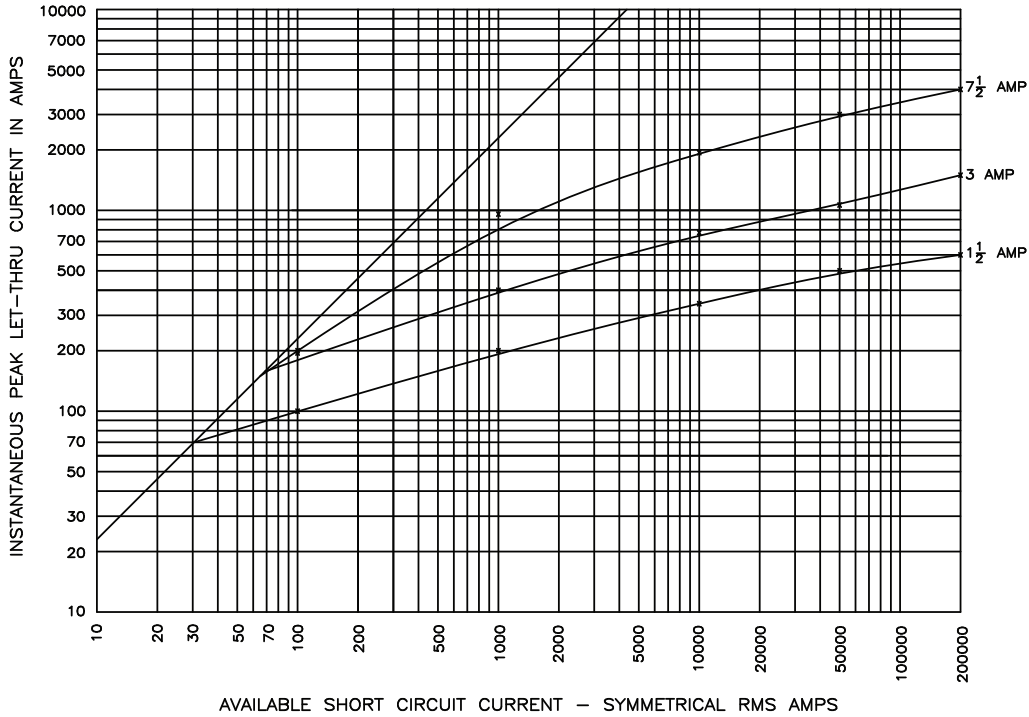
Time-Current Curves - Average Melt  
15 to 30 Amps



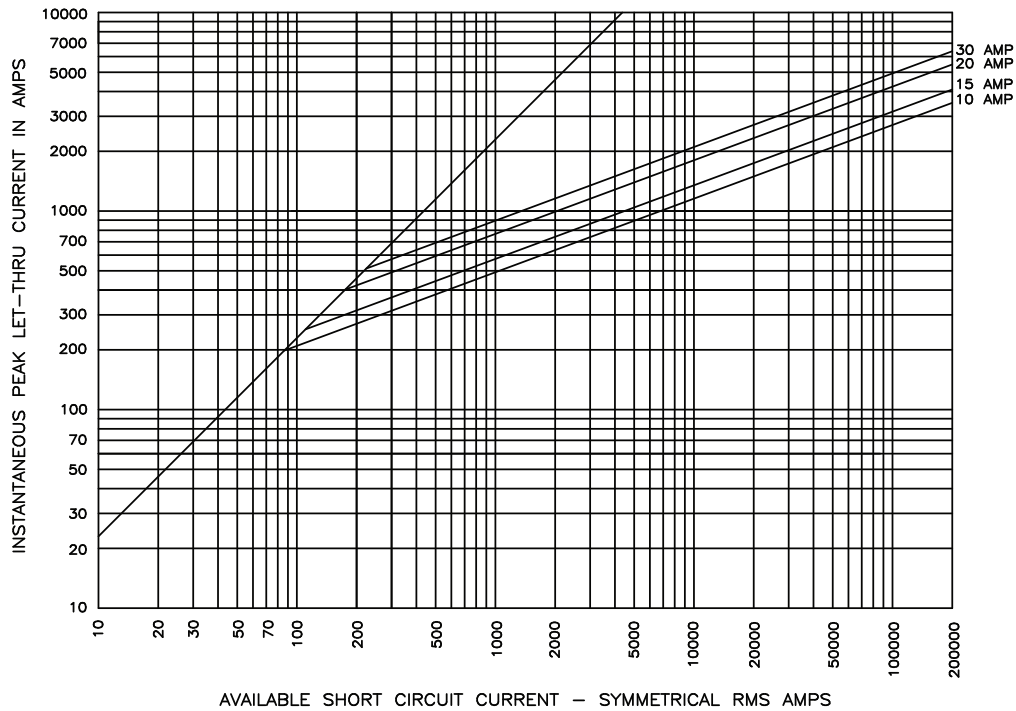
## FNQ-R — 600Vac, ¼-30A, Time-Delay Fuses

### Current-Limitation Curves

1-½ to 7-½ Amps



10 to 30 Amps



The only controlled copy of this Data Sheet is the electronic read-only version located on the Bussmann Network Drive. All other copies of this document are by definition uncontrolled. This bulletin is intended to clearly present comprehensive product data and provide technical information that will help the end user with design applications. Bussmann reserves the right, without notice, to change design or construction of any products and to discontinue or limit distribution of any products. Bussmann also reserves the right to change or update, without notice, any technical information contained in this bulletin. Once a product has been selected, it should be tested by the user in all possible applications.